

**HUSQVARNA**

**PARTS**

**AND**

**ACCESSORY**

**PROCEDURE**

**GUIDE**

**"**

INDEX

PARTS AND ACCESSORY PROCEDURE GUIDE

<u>TOPIC</u>	<u>PAGE</u>
ADDRESSES. . . . .	A-3
ABBREVIATIONS. . . . .	A-19
BACK ORDERS. . . . .	A-9
CROSS SHIPPING. . . . .	A-11
DISCREPANCIES. . . . .	A-7
DEALER AGREEMENT . . . . .	A-14, A-17
HUSKY PRODUCTS. . . . .	A-12
MICROFICHE CHARGES. . . . .	A-6
MICROFICHE LIABILITY LIMITATIONS. . . . .	A-3
MINIMUM ORDER CHARGES. . . . .	A-6
ORDERING PROCEDURES (MAIL & PHONE). . . . .	A-4
PARTS BONUS PROGRAM. . . . .	A-13
PRICE LIST -- HOW TO READ AND MARK UP CODE . . . . .	A-18
P.U.S.H. ORDERS. . . . .	A-5, A-6
RETURNS. . . . .	A-7, A-8
TELEPHONES NUMBERS. . . . .	A-3

# Parts/Husky Products

A-3

## HUSQVARNA PARTS WAREHOUSE LOCATIONS

### WEST

HUSQVARNA MOTORCYCLE COMPANY, INC.  
4925 Mercury St.  
San Diego, CA 92111  
Phone (619) 565-6239

### EAST

HUSQVARNA MOTORCYCLE COMPANY, INC.  
228 Wayne St.  
Mansfield, OH 44902

Toll free 24 Hour National Hotline, (800) 572-7655. (Continental U.S. Only)  
24 Hour California Hotline, (619) 565-9758. Both lines for Parts/Husky  
Products orders only.

### SPECIAL NOTE

Parts coordinators are available to answer parts questions and we ask you to use the 24 hour National Hot Line for your parts orders. This allows parts personnel more time to process orders, manage inventory and improve our overall service to you.

### MICROFICHE LIABILITY LIMITATIONS

ATTN: DEALERS:

Husqvarna Microfiche is to be used for Parts Ordering only. Do not use microfiche drawings for Motorcycle and Engine Service work. Please see Service Bulletins and or Service Manuals for all service reference. Husqvarna is not liable for possible errors on Microfiche.

# HUSQVARNA

PARTS/ACCESSORY ORDER PROCEDURES

WRITTEN ORDERS

1. Use a standard Husqvarna parts order form. Fill the top in completely (see attached sample), except "Date Shipped" box.
2. Mark the quantity you wish to order and the complete Husqvarna part number.
3. It is not necessary to write the description and price.
4. Sign your name at the bottom and send order to the San Diego parts office only. Do not send orders to Mansfield.

TIPS TO SAVE TIME & MONEY

Keep a copy of each order for your records. Plan so orders will arrive at warehouses early in the week. Avoid end of month delays, order early in month. If you need order forms write "Send parts order forms" on order.

PHONE ORDERS

Dial the Husqvarna toll free number, (see page 1 for numbers), and be ready to give the following information.

1. Your Dealership number.
2. Your Dealership name.
3. Your Zip Code.
4. How you would like your order shipped.
5. Back order, yes or no.
6. Quantity you need and complete part number.





**Husqvarna**  
MOTORCYCLE CO., INC.

**PARTS ORDER**

**PARTS DISTRIBUTION CENTER:**  
4925 MERCURY ST.  
SAN DIEGO, CALIF. 92111  
PHONE ORDER  
(714) 565-1414

YOUR ORDER NO.
12797
OUR ORDER NO.
10839
DEALER NO.
5001

SHIP TO CALIFORNIA HUSQVARNA CHARGE TO SAME

ADDRESS 444 MAIN ST. ADDRESS CITY \_\_\_\_\_ STATE \_\_\_\_\_ ZIP \_\_\_\_\_

CITY SAN DIEGO STATE CA ZIP 92007

DATE 7/15/82 DATE SHIPPED \_\_\_\_\_ SHIP VIA UPS TERMS \_\_\_\_\_ C.O.D.  OPEN ACCT. \_\_\_\_\_ BACK ORDER YES  NO

ORDER BY PART NO. IN NUMERICAL SEQUENCE \* WRITE SERIAL NO. AND MODEL WHEN IN DOUBT

QUAN ORDERED	PART NUMBER (ONLY)	DESCRIPTION	DO NOT WRITE IN THESE BOXES	
			UNIT PRICE	TOTAL AMOUNT
20	30 18 455 12			
40	20 18 382 12			
1	15 16 311 01			
6	15 16 773 01			
12	13 16 553 01			
12	379			
2	401-03			

PLEASE SEND 30 MORE ORDER FORMS

SEND 15 BACK ORDER CANCELLATION FORMS

SIGNED BY John Doe

ORIGINAL ORDER

TOTAL \_\_\_\_\_

\$4.00 SERVICE CHARGE ON ORDERS UNDER \$40.00

MORE TIPS TO SAVE TIME & MONEY

Say part numbers individually. If you say fifteen it may sound like fifty, sixteen or sixty. Proper way is to say "one five". (Example - Part Number 15 16 553-01 = one, five, one, six, five, five, three, zero, one.)

Always keep a written copy of your phone orders.

Call on Saturday, Sunday or Monday for fast service and avoid end of month calls. Call at night, lines are usually less busy.

IMPORTANT

Husqvarna is not liable for quantity or part number errors on phone orders. The normal restocking fee will be charged on these returns.

P.U.S.H. SHIPMENTS

Husqvarna Dealers are able to order parts through a service called P.U.S.H. (parts using special handling).

P.U.S.H. orders are for your customers who need parts right away. A top priority will be given to all P.U.S.H. orders and they will be shipped the same day via your choice of carrier.

P.U.S.H. ORDER REQUIREMENTS AND CHARGE

1. Orders must be placed before 12:00 (Pacific Time.)
2. Orders may not exceed 9 lines.
3. Orders may not be stocking orders (remember: P.U.S.H. orders are for individual customers).

4. Only one P.U.S.H. order per day.
5. There is a \$5.00 handling charge on every P.U.S.H. order.

MONEY BACK GUARANTEE

If we fail to ship your order within the time promised, no handling fee will be charged.

MINIMUMS AND SPECIAL CHARGES

1. \$40.00 minimum value on all orders. A \$4.00 service fee\*\* is applied to all orders under minimum.
2. \$5.00 P.U.S.H. charge on all orders requested to be shipped via the method of your choice:

Federal Express  
Emery Express\*\*\*  
Airborne Express\*\*\*  
Express Mail\*  
Grayhound Bus\*\*\*  
UPS 2nd Day Air (Blue Label)\*\*\*  
UPS Next Day Air\*\*\*  
All similar rush freight companies

This charge partially covers the cost of additional paperwork, phone calls and unscheduled pick-ups.

\*Add \$4.50 extra for pick-up and delivery  
\*\*Fee does not apply to P.U.S.H. orders  
\*\*\*These services will deliver C.O.D. orders

3. An annual micro-fiche charge of \$35.00 is charged to every Dealer. This partially covers the cost of new model updates sent to you during the year. You will be billed during the summer each year.

PART NUMBER QUESTIONS

If you have any questions concerning a part number, you must write or call the parts department in San Diego.

Please do not write questions on order forms. They may be missed by the warehouse.

PARTS SHIPPING DISCREPANCIES ( Returns, Credits, Etc..)

If you experience any discrepancies in a parts shipment, you must follow these easy steps to be sure the problem is corrected. Write the following information on your letter head and send to the San Diego parts department.

1. Dealership name and number.
2. Invoice number and date.
3. Identify the type of discrepancy
  - A. Shortage: Write the quantity of the part number you ordered and how many you were shorted.
  - B. Overage: Write the quantity of the part number ordered and how many extra you received.
  - C. Received wrong part: Write the quantity of the part number ordered and the part number and quantity of the part that was received.
  - D. Mis-marked parts: Write the part number ordered, and description then description of part received.
  - E. Wrong Price: Write the part number ordered and price quoted then write price you were charged.
  - F. Damaged Parts: Write the part number and quantity. You must also tell us if the part was damaged by other parts in the box, unknown source of damage or by carrier. If damaged by carrier, your claim should be filed against them, not Husqvarna.
  - G. Ordered incorrectly: Write the part number and quantity you want to return.

A-7b

Husqvarna will release corrected parts microfiche on a continued basis. Any discrepancies arising from errors on parts microfiche before time of correction will be covered by Husqvarna.

The same corrected information may not be made available in printed form, and so discrepancies due to parts book error will not be covered.

4. What you request to be done. Tell us to ship shorted part, return wrong part etc.
5. Be sure to sign your name at the bottom.

#### RETURN POLICY

A parts coordinator will research your report and advise you if your request has been approved or denied.

If a return is necessary, you will be supplied an authorization number. for return to San Diego only. We will ship replacement part(s) except when part is not immediately available, in which case we will credit your account.

Credit is always applied to your parts account. If C.O.D., the credit will be applied to your next shipment.

#### IMPORTANT GUIDELINE

Discrepancy Reports must be filed within ten (10) working days of the invoice date.

No returns will be accepted without an authorization number. Husqvarna is not liable for parts returned without authorization.

Returns due to Dealer error will be charged a restocking fee of 20% or \$20.00, whichever is less.

Husky Products or Husqvarna Spare Parts returned due to defect will be replaced. No credit will be issued.

BACK ORDERS

Husqvarna will hold back orders on unavailable parts if these steps are followed:

1. You must request back-order status on every order (mail or phone). An order received without back-order indication will be considered no back-orders.
2. The unavailable item (or items) must be over \$5.00 dealer cost.

BACK ORDER NOTIFICATION

Every invoice you receive will have an up to date back-order listing for your Dealership.

BACK ORDER CANCELLATION

To cancel any back-order, simply mail a completed Husqvarna Dealer back order cancellation form\* to the San Diego office.

Make sure you include your dealer name, dealer number, the part number, quantity and invoice number pertaining to your cancellation.

\*Back order cancellation forms are available upon request, free of charge. Please see page 2, this section, under "written orders." Order just as you would parts order forms.

We are not responsible for items shipped before we receive cancelation.

Sorry, no phone cancelation.



PARTS BULLETINS AND UPDATES

You will receive monthly mailings from Husqvarna with news about parts, new services, sales and new items.

It may not be necessary to file all bulletins (example: If a sale is good for 30 days, it may not be wise to file it.) But permanent information will be numbered. Please place these in the back of your parts section in your Husqvarna Dealership Operations Guide.

MULTIPLE PARTS

Several items, nuts, bolts, washers, gaskets, etc., which are fast sellers are sold in multiples of two (2), five (5) or ten (10).

These parts are marked on your micro-fiche parts price guide.

A-11

PARTS CROSS SHIPPING

If a part is not available in the parts warehouse closest to your dealership, it will automatically be shipped from the next closest warehouse.

The part will be shipped via the same method requested on your original order, when possible.

CROSS SHIPPING EXCEPTION

If the value of the part is less than \$10.00 dealer cost, it will not be cross shipped. The part will go on back-order if you requested back-orders, (see back-order section for complete information).

MISSING PART NUMBERS

If you receive an invoice from your closest warehouse and it is missing part numbers you ordered, the missing part numbers are being cross-shipped and will arrive in a few days.

A-12

### HUSKY PRODUCTS

Husky Products is the accessory division of Husqvarna. The items offered will be displayed in an annual accessories catalog.

The new catalog is automatically sent to current Husqvarna owners and press releases are mailed out to the motorcycling press throughout the year.

### POLICY AND PRICING

Husky Products follow the same policies set-up under the parts section.

Price information may be found on your current parts micro-fiche price guide.

### NEW ITEMS AND UPDATES

Monthly mailings will contain new Husky Products as well as price and availability information. Some updates do not need to be filed. Important bulletins will be numbered and should be placed in the appropriate section of your Dealership Operations Manual.

PARTS PURCHASE BONUS PROGRAM

We will continue to offer a bonus plan which will benefit all Husqvarna dealers who plan stocking orders.

This Parts Bonus Program will be based upon each parts order you make with us through either the San Diego or the Mansfield location.

If, for example, you happen to order a very large order through Mansfield and they don't stock all the items you order, we will ship the balance (if in stock) from San Diego and deduct the appropriate percentage bonus for the total dollar amount shipped from both warehouses for that order.

Sorry, but we cannot count any items which are back ordered from both warehouses.

Following, you will find the detailed program with invoice amounts and discount percentage given.

We hope this program will be beneficial to you and we feel you can profit with it by planned parts ordering.

DISCOUNT PER BILLED INVOICE

<u>AMOUNT OF PROCESSED INVOICE (\$)</u>	<u>DISCOUNT</u>
0 - \$1,499 . . . . .	0
\$1,500 - \$1,999 . . . . .	2%
\$2,000 - \$2,499 . . . . .	2.25%
\$2,500 - \$2,999 . . . . .	2.5%
\$3,000 - \$3,499 . . . . .	2.75%
\$3,500 - UP . . . . .	3%

**HUSQVARNA MOTORCYCLE CO., INC.**

**DEALER AGREEMENT  
WITH**

\_\_\_\_\_  
\_\_\_\_\_

THIS AGREEMENT, made as of the \_\_\_\_\_ day of \_\_\_\_\_, 19\_\_\_\_, between

of \_\_\_\_\_

(supply address of business location)

(hereinafter called the "Dealer"), and HUSQVARNA MOTORCYCLE CO., INC. of 4925 Mercury Street, San Diego, California 92111 (hereinafter called "Husqvarna"), which is a distributor of motorcycles and motorcycle parts manufactured by Husqvarna AB of Huskvarna, Sweden (hereinafter called "Husqvarna AB") and motorcycle parts and accessories manufactured by other companies.

## WITNESSETH:

The parties hereto agree as follows:

1. **Husqvarna Products.** The term "Husqvarna Products," as used in this Agreement, refers to all motorcycles and motorcycle parts manufactured by Husqvarna AB and distributed in the United States of America by Husqvarna, and to any other motorcycle parts and accessories distributed by Husqvarna.

2. **Grant of Husqvarna Dealership.** Subject to the terms and conditions of this Agreement, Husqvarna grants the Dealer the right to sell Husqvarna Products during the term of this Agreement at its business location set forth above. Husqvarna shall make available to the Dealer, for the purposes hereof, the latest models and versions of the Husqvarna Products. The Dealer shall sell and service Husqvarna Products only at its business location set forth above and shall not move its business location or establish any other place of business for the sale or servicing of Husqvarna Products without the prior written consent of Husqvarna.

3. **Duties of the Dealer.**

(a) **Sale of Husqvarna Products.** The Dealer will use its best efforts to promote and increase the sale of Husqvarna Products. As an aid to the Dealer in such promotion, Husqvarna will furnish to the Dealer without cost, current product brochures, posters and other sales materials it regularly furnishes to dealers of Husqvarna Products in such quantities as Husqvarna, in its sole judgment, deems adequate.

(b) **Set Up.** Motorcycles sold to the Dealer by Husqvarna will be delivered in their original factory crates and must be set up prior to sale to customers. The Dealer shall, with respect to all motorcycles purchased from Husqvarna, perform the set-up services set forth in the printed set-up checklist inside each warranty booklet, under no circumstances shall a motorcycle purchased from Husqvarna be delivered to a customer in the factory crate.

(c) **Repair and Maintenance Service.** The Dealer shall provide repair and maintenance service for Husqvarna Products regardless of whether they were originally sold to the customer by the Dealer at such reasonable charges as Dealer may establish (other than warranty service which is to be provided without charge in accordance with Paragraph 6 hereof) For this purpose, the Dealer shall

- (i) complete service and repairs on Husqvarna Products promptly and in a workmanlike manner and
- (ii) correct any defect in repair workmanship without charge to Husqvarna or the customer

(d) **Inventory.** The Dealer shall maintain an inventory of parts which is adequate to insure the prompt servicing of Husqvarna Products and an inventory of Husqvarna motorcycles adequate to meet the demands of potential purchasers. In addition, the Dealer shall maintain in its product display area at least four current models of Husqvarna motorcycle.

(e) **Facilities and Service Personnel.** The Dealer shall maintain service and repair facilities and trained service personnel which, in the determination of Husqvarna, are adequate for the performance of the Dealer's repair, service and warranty service obligations hereunder. The Dealer shall make its service personnel available for training by Husqvarna at annual training sessions con-

ducted from time to time in the region of the country in which the Dealer is located. Husqvarna shall provide the training at such sessions without cost to the Dealer, provided that the Dealer shall bear all travel costs, living expenses and other out-of-pocket expenses incurred by the Dealer's personnel in attending the training sessions. Newly signed Dealers are required to attend a training session at Husqvarna's Service Facility or Husqvarna personnel will have a training session at the Dealer's shop for a fee.

(f) **Display of Husqvarna Decal and Materials.** The Dealer shall affix the official Husqvarna decal supplied to it by Husqvarna to its main front entrance or display window and shall display conspicuously the current brochures on new Husqvarna motorcycles. The Dealer shall make available for inspection by its customers the Husqvarna motorcycle warranty booklet.

(g) **Inspection.** The Dealer shall permit Husqvarna and its representatives to inspect the Dealer's facilities and operations from time to time during regular business hours, and the Dealer shall make all changes, additions or modifications thereto requested by Husqvarna to insure compliance with this Agreement and Husqvarna policy.

(h) **Periodic Reports.** The Dealer shall furnish to Husqvarna reports whenever Husqvarna so demands, setting forth information with respect to market, market preparation, market potential, and sales based upon forms and instructions furnished by Husqvarna.

4. **Prices and Terms of Sale:**

(a) **Prices and Shipments.** The prices which Husqvarna shall charge the Dealer for the Husqvarna Products shall be in accordance with Husqvarna's printed price list, as from time to time changed by Husqvarna, in effect at the time of acceptance by Husqvarna of the Dealer's order. All prices and shipments shall be F O B Husqvarna warehouse nearest the Dealer's business location. The Dealer shall pay, or cause to be paid, all taxes and other similar charges imposed or based on the sale or use of the Husqvarna Products purchased by it.

(b) **Terms of Payment.** Unless and to the extent otherwise agreed upon in writing by Husqvarna and the Dealer prior shipment of the Husqvarna Products to the Dealer, the terms of payment for all Husqvarna Products sold and shipped to the Dealer shall be C O D.

5. **Obligations to Sell and Liability for Delay.** Husqvarna shall not be obligated to sell Husqvarna Products to the Dealer except to the extent that purchase orders therefor shall be placed by the Dealer and accepted by Husqvarna in writing. All accepted orders shall be subject to the right of Husqvarna to cancel the same prior to shipment, in the event that prior to shipment notice of termination of this Agreement should have been given under the provisions hereof, or this Agreement shall have otherwise been terminated. Shipping dates given prior to shipment shall be determined to be estimates only, and Husqvarna shall not be liable for failure to meet such dates. In no event, moreover, shall Husqvarna be liable for consequential or special damages on account of any delay in delivery. Husqvarna shall have the right to make delivery under any purchase order in installments.



## 6. Warranty.

(a) **Husqvarna Obligations.** Husqvarna extends to the ultimate consumer purchaser of every new and unused motorcycle supplied by Husqvarna a written (limited) warranty (the "Warranty", the current form of which is attached hereto and is ultimately responsible for providing warranty performance thereunder. No other warranty is applicable to the Husqvarna Products. NO WARRANTIES OR REPRESENTATIONS, EXPRESS OR IMPLIED, (INCLUDING ANY WARRANTY OF MERCHANTABILITY OR FITNESS FOR ANY PURPOSE) WITH RESPECT TO THE HUSQVARNA PRODUCTS OR THEIR PERFORMANCE IS MADE TO THE DEALER, ALL WARRANTIES BEING HEREBY DISCLAIMED.

(b) **Warranty Service.** The Dealer shall provide to purchasers service to which they are entitled under the Warranty without charge. All such service shall conform to the requirements of Paragraph 3(c) of this Agreement.

(c) **Compensation for Warranty Service.** The Dealer will be compensated for service supplied under the Warranty as follows: upon receipt of a written claim for reimbursement in form satisfactory to Husqvarna, Husqvarna will credit the Dealer with (i) the net purchase price, as shown on Husqvarna's then current standard price list, of any part used in providing such warranty service unless otherwise specified by state law, and (ii) labor at hourly rates in accordance with Husqvarna's then current schedule. Each warranty claim shall contain at least the following: (i) serial number of motorcycle serviced; (ii) date customer purchased motorcycle; (iii) date defect found; (iv) new parts supplied, if any, and (v) hours of labor required.

(d) **Clarification of Warranty Claim.** Husqvarna reserves the right to deny credit for a warranty service claim pending submission to it of further clarification of the warranty claim and/or return of the defective part or parts if requested.

(e) **Replacement of Husqvarna Products.** Husqvarna motorcycles or major components are not to be replaced by the Dealer without the prior written consent of Husqvarna.

7. **Appointment of Other Dealers.** The Dealer acknowledges and agrees that Husqvarna shall have the full and unrestricted right at any time and from time to time to appoint other dealers for the Husqvarna Products at any business location, including at a business location in the same geographical area, under the restriction of each individual state law, trading area or vicinity as that of the Dealer's business location, and that the Dealer shall have no claim against Husqvarna for monetary damages or otherwise, by reason of any such appointment.

## 8. Husqvarna Name and Trademark.

(a) **Use.** During the term of this Agreement, the Dealer shall have the right to, and agrees that it shall use the name "Husqvarna" and the "Husqvarna" trademark in all advertising and promotional materials with respect to Husqvarna Products and in all sales of the Husqvarna Products and that it shall prominently indicate at its place of business by permanently affixed signs, that it is an authorized dealer of the products of Husqvarna. The design and text of any sign, literature, advertisement or directory listing containing the name of Husqvarna shall be submitted to Husqvarna for prior written approval. Upon request, the Dealer will provide Husqvarna with samples of photographs of all literature, signs, advertising materials or directory listings used by it in connection with the sale of Husqvarna Products. The Dealer has no right, and agrees not, to use the name "Husqvarna" or the "Husqvarna" trademark as part of its business name, whether alone or in combination with other words, or to use or register Husqvarna corporate name, copyrights, trade names or the "Husqvarna" trademark in any manner whatsoever, un-

less and to the extent specifically authorized in writing by Husqvarna. The Dealer shall not sell any of the Husqvarna Products under any name, trade name, or trademark other than "Husqvarna".

(b) **Ownership.** The Dealer acknowledges and agrees that Husqvarna is the sole owner of the "Husqvarna" name and the "Husqvarna" trademark; and that the Dealer, by virtue of its use of the "Husqvarna" name and the "Husqvarna" trademark, as permitted by the provisions of this Agreement, will not acquire any ownership interest in the "Husqvarna" name or the "Husqvarna" trademark; and that, upon termination of this Agreement for any reason whatsoever, the Dealer's rights to use the "Husqvarna" name and the "Husqvarna" trademark shall cease in their entirety.

9. **Term and Termination.** This Agreement shall continue in effect until terminated

(a) by either party upon not less than thirty (30) days prior written notice; or

(b) by either party, forthwith, by notice in writing to the other party, if the other party shall become insolvent, or there shall be instituted by or against it a proceeding in bankruptcy or reorganization, or if it shall make an assignment for the benefit of creditors.

10. **Effect of Termination.**

(a) The termination of this Agreement shall not eliminate any liability arising out of conduct prior to the date of termination and either party hereto may, following such termination, pursue such remedies as may be available with respect to such liabilities.

(b) In the event of termination, the Dealer shall remove or cause to be removed all signs, decals, directory listings or advertisements indicating its relationship with Husqvarna.

11. **Option to Repurchase.** Upon termination of this Agreement for any reason, Husqvarna shall have the right, at its option exercisable by notice to the Dealer within 30 days after the date of termination, to repurchase from the Dealer all or any part of the Dealer's inventory of good and saleable Husqvarna Products at Dealer's cost, net of transportation costs, taxes and other additional charges. The purchase price shall be paid by Husqvarna against delivery of the repurchased products to it at the Dealer's business location.

12. **Limit of Authority.** This Agreement does not constitute the Dealer as the legal representative, employee or agent of Husqvarna for any purpose whatsoever and the Dealer has no authority to assume or create any obligation whatsoever, express or implied, on behalf of, or in the name of Husqvarna or Husqvarna AB, or to bind Husqvarna in any manner whatsoever.

13. **Limitation of Liability.** Husqvarna shall in no event be liable for special or consequential damages, or for loss of profits, or any claim of any kind arising out of or in connection with this Agreement, or from the manufacture or sale of the Husqvarna Products.

14. **Assignment.** Neither this Agreement nor the duties of the Dealer hereunder shall be assigned by the Dealer without the prior written consent of Husqvarna.

15. **Force Majeure.** Husqvarna shall not be liable for any failure or delay in manufacture or delivery resulting from any cause beyond the reasonable control of Husqvarna, including compliance with any regulations, orders, acts, instructions or priority requests of any national, state or municipal government or any department or agency thereof, or any civil or military authority, or from acts of God, fire or other casualty or accidents, strikes, lockouts, factory shutdowns or alterations, embargoes, riots or other disorders, delays or shortages in transportation or inability to obtain in sufficient quantity fuel, power, labor, manufacturing facilities or materials, or other supplies from the usual sources of Husqvarna.



16. Miscellaneous.

(a) **Entire Agreement.** This Agreement constitutes the entire agreement of the parties hereto with respect to its subject matter and supersedes all prior offers, negotiations, understandings or agreements.

(b) **Notices.** Any notices required or permitted under this Agreement or under applicable provisions of the Uniform Commercial Code shall be deemed sufficiently given if in writing and mailed by certified or registered mail addressed to the party to be notified at the address hereinabove set forth for such party or at such other address as such party may hereafter designate by like notice.

(c) **Waiver.** The failure of either party to enforce any provision of this Agreement shall not be construed as a waiver of such provision or of its right to thereafter enforce the same, and no waiver of any breach shall be construed as a waiver of any subsequent breach of the same or other provisions.

(d) **Amendment.** This Agreement may not be amended or changed except by an instrument in writing signed by both parties.

(e) **Governing Law.** This Agreement shall in all respects be governed by the laws of the State of California.

IN WITNESS WHEREOF, the parties have executed this Agreement as of the date first above written.

HUSQVARNA MOTORCYCLE CO., INC

By

The Dealer

By

GUARANTY

The undersigned being the of (the "Dealer"), in consideration of the appointment by Husqvarna Motorcycle Co. Inc. ("Husqvarna") of the Dealer under the foregoing Dealer Agreement (the "Agreement"), does hereby guarantee to Husqvarna and its successors and assigns the prompt payment of all obligations of the Dealer to Husqvarna under or in connection with the Agreement and for any sales of products pursuant thereto, whether now existing or hereafter arising, direct or indirect, certain or contingent, together with all attorney's fees, costs and expenses of collection incurred by Husqvarna in enforcing such obligations of the Dealer to Husqvarna and this Guaranty.

The undersigned hereby waives notice of acceptance of this

Guaranty as well as all demand, protest, presentment for acceptance or payment, notice of dishonor or protest, suit or the taking of any other action by Husqvarna against the Dealer. The undersigned agrees that Husqvarna may at any time and from time to time without the consent of, or notice to, the undersigned and without releasing the obligations of the undersigned hereunder, change the manner, place or terms of payment specified in the Agreement or any other instrument or agreement providing for the payment of money by the Dealer to Husqvarna or exercise or refrain from exercising any rights against the Dealer or settle or compromise any liability of the Dealer to Husqvarna under the Agreement.

The liability of the undersigned hereunder shall not be affected or impaired by (a) any failure to enforce any rights against the Dealer or any rights with respect to collateral given to secure any obligations of the Dealer to Husqvarna, (b) the invalidity of any such rights which may be attempted to be obtained or enforced, (c) any delay in enforcing or failure to enforce any such rights, even if such rights are thereby lost, or (d) any delay in making demand on the undersigned for performance or payment of its obligations to Husqvarna under this Guaranty.

This Guaranty is a continuing guaranty of payment and not merely a guaranty of collection and shall continue until all obligations of the Dealer to Husqvarna are paid in full.

No waiver by Husqvarna of any of its rights hereunder or any modification hereof shall be effective unless in writing and signed by Husqvarna, and any such waiver shall extend only to the specific instance involved for the specific purpose stated and shall not impair any other rights of Husqvarna.

This Guaranty is binding upon the undersigned and his heirs, legal representatives, executors, administrators, successors and assigns and shall inure to the benefit of Husqvarna and its successors and assigns.

Communications given to any party in connection with this Guaranty shall be effective when mailed by certified mail, in the case of the Guarantor to his address set forth below and in the case of Husqvarna, at its address set forth in the Agreement, as the same may be changed by written notice given in like manner.

This Guaranty shall in all respects be governed by the laws of the State of California.

IN WITNESS WHEREOF, the undersigned has executed this Guaranty as of

GUARANTOR

Residence Address

How to read the Husqvarna Price List:

Dealer cost is listed in the column preceeding the suggested Retail Column.

16-7 = \$1.67

2039-3 = \$203.93

1285-2 = \$128.52

376-7 = \$37.67

Our price list is set up this way to protect you. A customer possibly looking over your shoulder would be able to read the retail price only.

Dealer to retail price mark up code:

We are using a letter code system to show your dealer mark-up, for each part, at a glance.

<u>DEALER COST - \$</u>	<u>LETTER CODE</u>	<u>DEALER MARK-UP - %</u>
0.00 to 30.	A	100
30.01 to 100.	B	66
100.01 to 150.	C	53
150.01 to 300	D	42
300.01 and higher	E	17

You may notice a few prices that differ from this scale. These few items are readily available from other sources, so they are priced to more competitive.

ABBREVIATIONS

ALT . . . . .	Alternate	LC. . . . .	Liquid cooled
ALUM. . . . .	Aluminum	LI. . . . .	Liter
A/S . . . . .	Assembly	MAN . . . . .	Manifold
BLK . . . . .	Black	MM. . . . .	Millimeters
BLU . . . . .	Blue	MIN . . . . .	Minimum
BRKT. . . . .	Bracket	MPH . . . . .	Miles per hour
BR, BRK . . . . .	Brake	M/S . . . . .	Main shaft
CARB. . . . .	Carburetor	MT. . . . .	Mount (mounting)
CH. . . . .	Chain	NLA . . . . .	No longer available
CONN. . . . .	Connection	NMBR, # . . . . .	Number
CPL, COMP, COMPL. . . . .	Complete	O-MANL. . . . .	Owners manual
CYL . . . . .	Cylinder	PLTE. . . . .	Plate
EX. . . . .	Exhaust	POL . . . . .	Polished
FR. . . . .	Front	R . . . . .	Right
FWD . . . . .	Forward	RR. . . . .	Rear
GRN . . . . .	Green	STD . . . . .	Standard
H/L . . . . .	Headlight	4-STK, 4T . . . . .	Four stroke
IGN . . . . .	Ignition	T/L . . . . .	Tail light
IN. . . . .	Intake	W/, W/O . . . . .	With, Without
118L, 114L. . . . .	118 Link, etc.	YEL . . . . .	Yellow
L . . . . .	Left	159, 389, 166, 224. . . . .	Carburetor Series (Mikuni needle jet)

BB

# HUSQVARNA Spare Parts

# 1985 CR/XC&WRX Models

Valid from frame number:


**CP 01000**  
**XP 01000**  
**WP 01000**



B-3




B-5




B-7




F-2



F-6



B-9



B-11



B-13



B-15

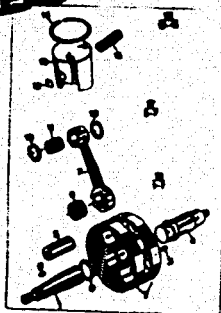


XC.....B-17  
CR.....C-2


**PLEASE SEE 1984 FICHE FOR 1985 WR**



C-6



C-8




C-10



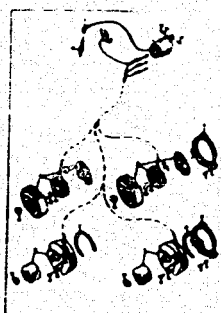
125.....C-12  
250, 500...C-16



125.....D-2  
250, 500...D-6



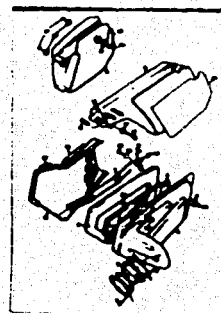
125.....D-10  
250XC, 500XC..D-14  
250CR.....D-18  
500CR (4-spd). D-20



E-2



125.....E-4  
250.....E-8  
500.....E-12



E-16




E-18



# ROW INDEX

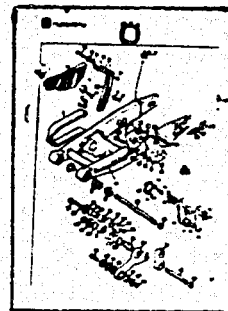
## B




B-3



B-5



B-7



B-9




B-11



B-13



B-15



XC.....B-17



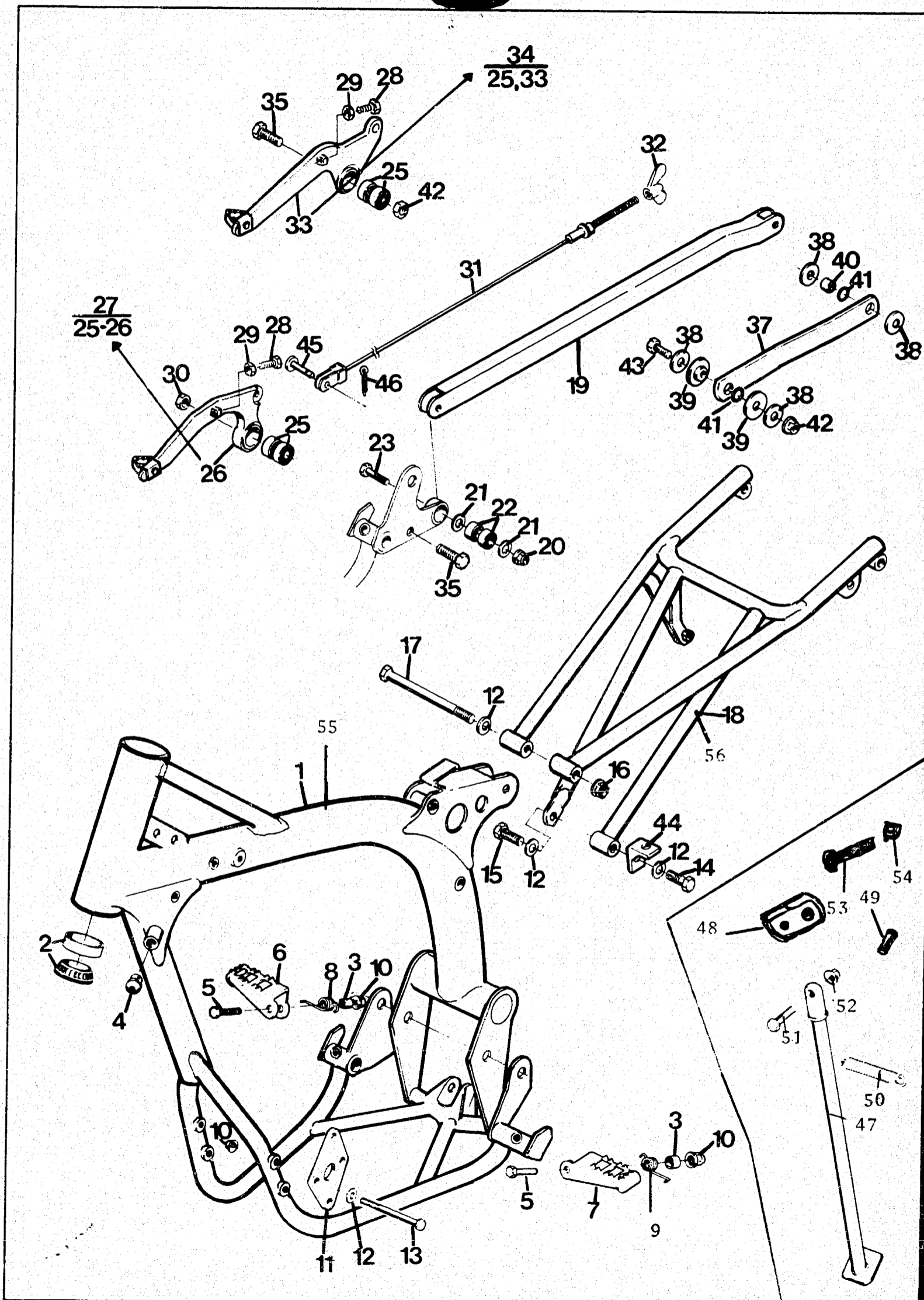





Fig.	Reservdelnummer Sparepart number	Antal - Quantity											Benämning, Description	
		125			250			400		500				
		CR		XC	CR	WRX	XC	WRX	CR	XC				
1	15 11 196-01				1							1		Ram. Frame
	15 11 196-02	1												Ram. Frame
	15 11 340-01						1						1	Ram. Frame
	15 11 340-02			1										Ram. Frame
2	15 13 070-01	2		2		2	2	2	2	2	2			Styrlager. Bearing
3	15 19 736-01	2		2		2	2	2	2	2	2			Distans. Spacer
4	15 19 537-01	4		4		4	4	4	1	4	4			Propp. Plug
5	72 52 462-51	2		2		2	2	2	2		2			Bult. Bolt M8 x 55
6	15 13 051-01	1		1		1	1	1	1	1	1			Fotpinne. höger. Foot peg. right
7	15 13 053-01	1		1		1	1	1	1	1	1			Fotpinne. vänster. Foot peg. left
8	15 13 615-01	1		1		1	1	1	1	1	1			Fjäder. höger. Spring left
9	15 13 616-01	1		1		1	1	1	1	1	1			Fjäder. vänster. Spring. left
10	15 13 707-01	2		2		2	2	2	2	2	2			Mutter M8. Nut
11	15 11 276-01	2		2										Motorfästplåt
	15 11 253-01				2	2			2	2	2			Engine mounting plate
12	73 41 164-01	9		9		9	9	9	9	9	9			Motorfästplåt
13	72 52 472-81	2		2		2	2	2	2	2	2			Engine mounting plate
	72 52 461-81	4		4		4	4	4	4	4	4			Bricka. Washer
14	72 52 461-81	1		1		1	1	1	1	1	1			Bult M8 x 105. Bolt
15	72 52 451-51	1		1		1	1	1	1	1	1			Bult M8 x 50. Bolt
16	15 13 707-01	1		1		1	1	1	1	1	1			Bult M8 x 50. Bolt
17	72 52 477-81	1		1		1	1	1	1	1	1			Bult M8 x 20. Bolt
18	15 11 225-01	1				1	1	1	1	1	1			Mutter M8. Nut
	15 11 225-02			1										Bult M8 x 130. Bolt
19	15 15 511-01	1					1					1		Sadelbrygga. Rearframe
20	73 22 116-01	1												Sadelbrygga. Rearframe
21	73 41 153-41	4										1		Bromslänk. Brake stay arm
22	73 82 302-34	2										4		Mutter M6. Nut
23	72 52 374-51	2										2		Bricka. Washer
25	73 82 198-04	2										2		Lager. Bearing
27	15 15 510-01	1										2		Bult M6 x 30. Bolt
28	72 52 371-51	1										2		Lager. Bearing
29	73 22 116-01	1										1		Bromspedal kpl. med lager
30	73 22 118-01	1										1		Brake lever compl. with bearing
31	15 11 303-01	1										1		Skruv M6 x 22. Screw
	15 11 303-02			1								1		Mutter M6. Nut
32	15 15 173-01	1		1			1	1	1	1	1			Mutter M8. Nut
34	15 15 528-01			1								1	1	Bromswire. Brake cable
	15 15 550-01											1	1	Bromswire. Brake cable
35	72 52 455-51	1		1			1	1	1	1	1			Vingmutter. Wingnut
37	15 15 503-01			1								1	1	Bromspedal kpl.
38	50 32 300-07			4			4	4	4	4	4			Brake lever compl.
39	15 15 508-01			2			2	2	2	2	2			Skruv M8 x 30. Screw
40	15 15 504-01			1			1	1	1	1	1			Bromslänk. Brake stay arm
41	74 04 211-00			2			2	2	2	2	2			Bricka. Washer
42	73 22 118-01			1			1	1	1	1	1			Distans. Spacer
43	72 52 455-51			1			1	1	1	1	1			Distans. Spacer
44	15 13 319-01	1		1			1	1	1	1	1			O-ring
45	15 16 289-01	1		1			1	1	1	1	1			Mutter M8. Nut
46	72 16 150-01	1		1			1	1	1	1	1			Skruv M8 x 30. Screw
47	15 10 604-03			1								1	1	Fäste
48	15 15 530-01			1								1	1	Attachment
49	15 15 542-01			1								1	1	
50	15 10 442-01			1								1	1	Bult
51	72 52 455-51			1								1	1	Bolt
52	73 22 118-01			1								1	1	Pinne
53	72 52 509-81			1								1	1	Pin
54	73 22 120-01			1								1	1	Kick stand
55	15 11 319-03											1	1	Attachment
56	15 11 341-01											1	1	Spacer
												1	1	Spring
												1	1	Screw
												1	1	Nut M8
												1	1	Screw
												1	1	Nut M10
												1	1	Frame
												1	1	Rear frame

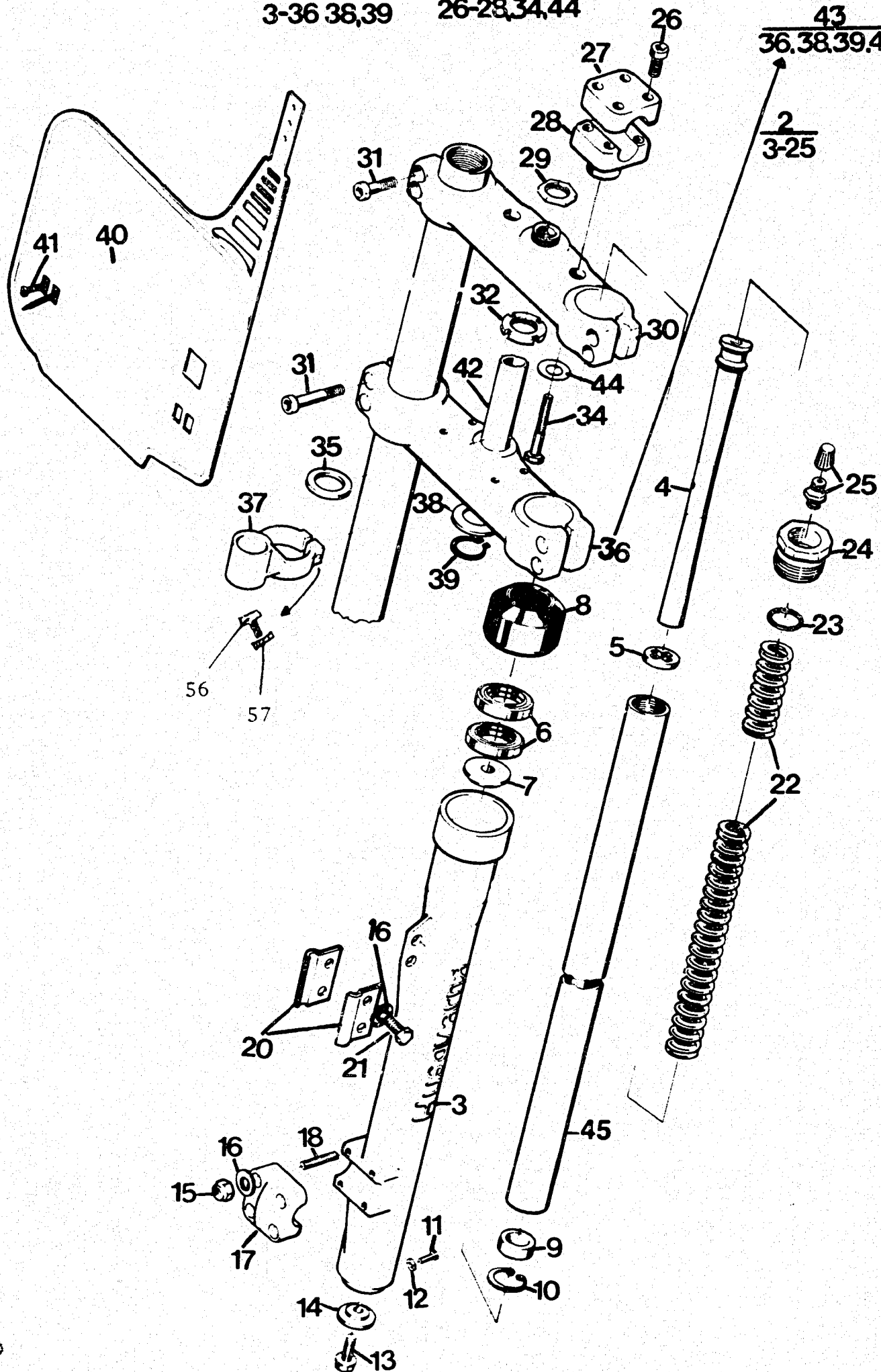


1  
3-36 38,39

33  
26-28,34,44

43  
36,38,39,42

2  
3-25



4510



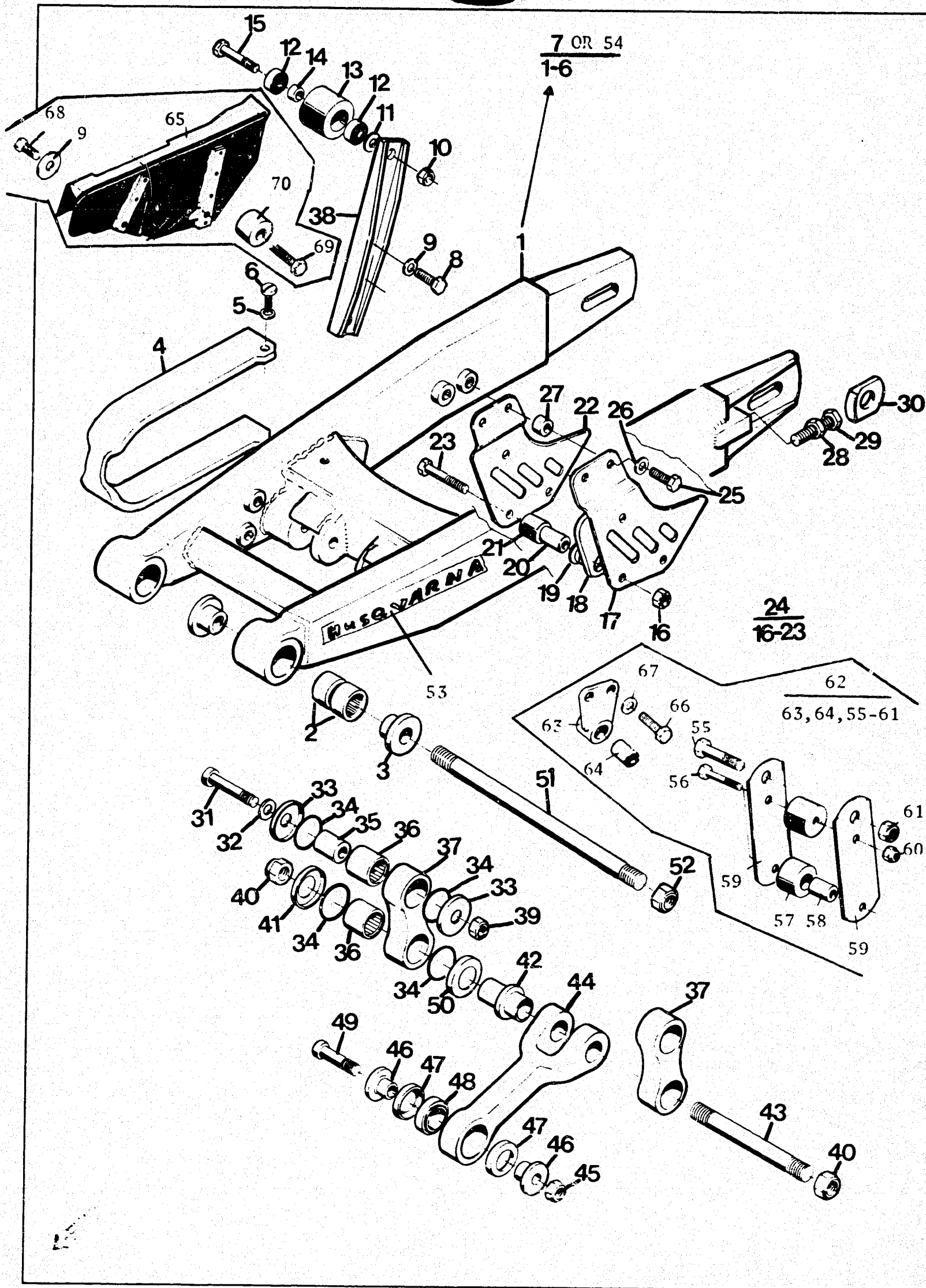
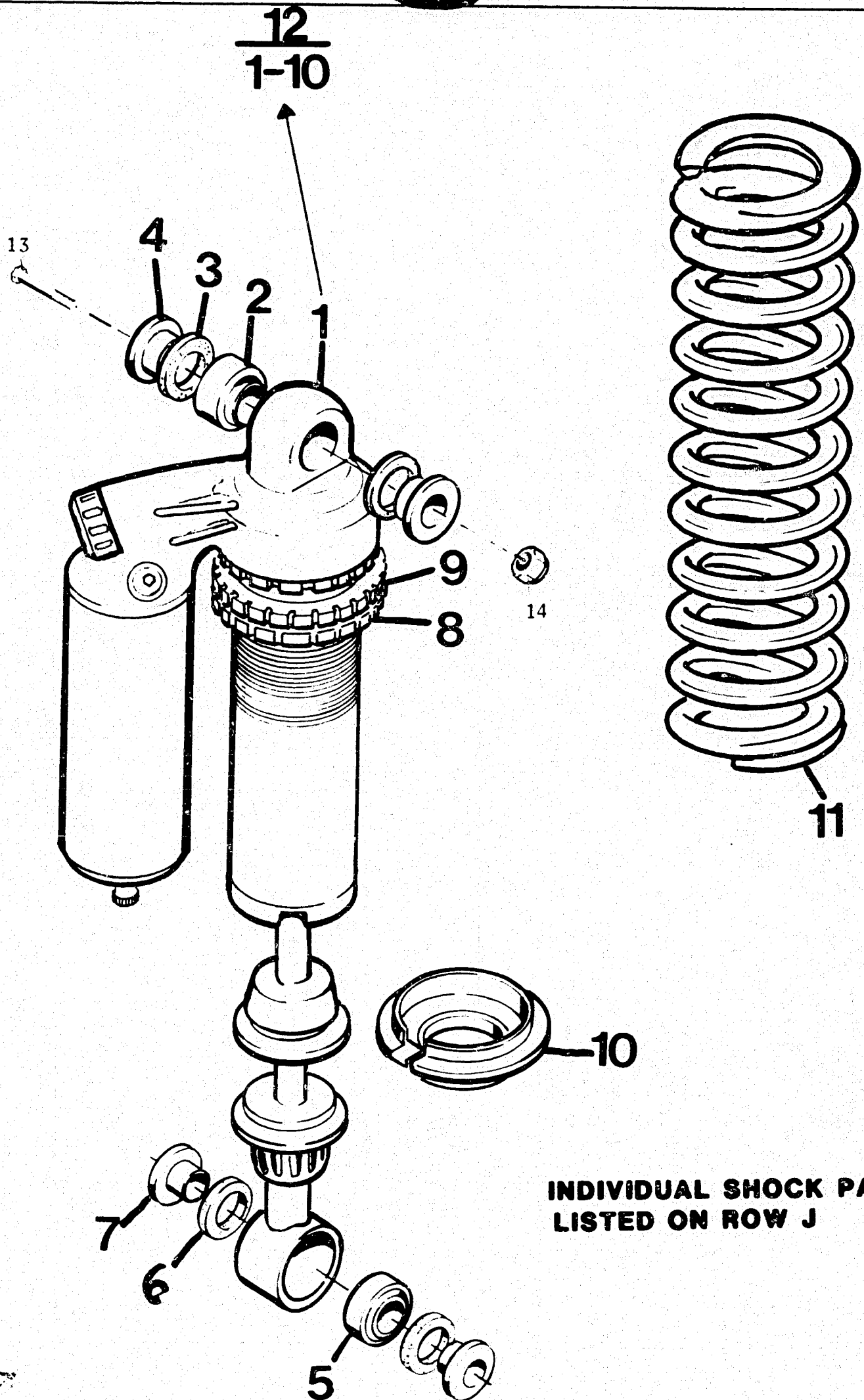


Fig	Reservdelnummer Sparepart number	Anta: Quantity											Benämning, Description
		125			250			400		500			
		CR		XC	CR	WRX	XC	WRX	CR	XC			
N	2	15 11 277-01	4		4	4	4	4	4	4			Nållager. Needle bearing
N	3	15 11 278-01	4		4	4	4	4	4	4			Distans. Spacer
N	4	15 11 289-01	1		1	1	1	1	1	1			Slitskydd. Wear cover
	5	73 44 926-01	2		2	2	2	2	2	2			Bricka. Washer
	6	72 31 366-01	2		2	2	2	2	2	2			Skruv M6 x 12. Screw
N	7	15 11 233-01	1		1				1				Bakgaffel kpl. Swing arm compl.
N		15 11 233-02			1					1			Bakgaffel kpl. Swing arm compl.
	8	72 52 368-51	2		2	2	2		2	2			Skruv M6 x 16. Screw
	9	15 13 734-01	2		2	2	1	2	1	2	2		Bricka. Washer
	10	73 22 118-01	2		2	2		2		2	2		Mutter M8 Nut
	11	73 44 966-03	2		2	2		2		2	2		Bricka. Washer
	12	73 82 198-04	4		4	4		4		4	4		Lager. Bearing
N	13	15 11 310-01	2		2	2		2		2	2		Rulle. Roller
N	14	15 11 311-01	2		2	2		2		2	2		Distans. Spacer
	15	72 52 457-51	2		2	2		2		2	2		Skruv M8 x 36. Screw
	16	15 13 706-01	3		3	3		3		3	3		Mutter M6 Nut
N	18	15 11 288-01	2		2	2		2		2	2		Slitskydd. Wear plate
N	19	15 11 313-01	6		6	6		6		6	6		Distans. Spacer
N	20	15 11 286-01	3		3	3		3		3	3		Distans. Spacer
N	21	15 11 317-01	3		3	3		3		3	3		Rulle. Roller
	23	72 52 380-51	3		3	3		3		3	3		Skruv M6 x 50. Screw
N	24	15 11 284-01	1		1	1		1		1	1		Kedjestyrare kpl. Chain guide compl.
	25	72 52 455-51	2		2	2		2		2	2		Skruv M8 x 30. Screw
	26	73 41 164-01	2		2	2		2		2	2		Bricka. Washer
N	27	15 11 287-01	2		2	2		2		2	2		Distans. Spacer
	28	73 14 318-01	2		2	2	2	2	2	2	2		Mutter M8 Nut
	29	72 52 463-71	2		2	2	2	2	2	2	2		Skruv M8 x 60. Screw
N	30	15 16 867-01	2		2	2	2	2	2	2	2		Spännbricka. Washer
N	31	72 55 503-55	2		1	1	1	1	2	1			Skruv M10 x 60. Screw
N		72 52 509-81			1	1	1	1		1			Skruv M10 x 90. Screw
	32	73 41 171-01	2		1	1	1	2	2	1			Bricka. Washer
N	33	15 11 241-01	4		4	4	4	4	4	4	4		Skyddsbricka. Washer
N	34	15 11 242-01	8		8	8	8	8	8	8	8		X-ring
N	35	15 11 240-01	2		2	2	2	2	2	2	2		Distans. Spacer
N	36	15 11 239-01	4		4	4	4	4	4	4	4		Nållager. Needle bearing
N	37	15 11 255-01	2		2	2	2	2	2	2	2		Länk. Link
N	38	15 11 312-01	1		1	1	1	1	1	1	1		Fästplåt. Mounting plate
	39	73 22 120-01	2		2	2	2	2	2	2	2		Mutter M10 Nut
N	40	15 11 249-01	2		2	2	2	2	2	2	2		Mutter M14 x 125 Nut
N	41	15 11 241-02	2		2	2	2	2	2	2	2		Skyddsbricka. Washer
N	42	15 11 243-01	2		2	2	2	2	2	2	2		Distans. Spacer
N	43	15 11 248-02	1		1	1	1	1	1	1	1		Axel. Shaft
N	44	15 11 254-01	1		1	1	1	1	1	1	1		Länk. Link
	45	15 13 705-01	1		1	1	1	1	1	1	1		Mutter M12 Nut
N	46	15 11 258-01	2		2	2	2	2	2	2	2		Distans. Spacer
N	47	15 11 257-01	2		2	2	2	2	2	2	2		Tätning. Seal
N	48	15 11 256-01	1		1	1	1	1	1	1	1		Kulled. Ball Joint
M	49	15 11 244-01	1		1	1	1	1	1	1	1		Skruv M12 x 1. Screw
N	50	15 11 241-03	2		2	2	2	2	2	2	2		Skyddsbricka. Washer
N	51	15 11 248-01	1		1	1	1	1	1	1	1		Axel. Shaft
N	52	15 11 249-01	2		2	2	2	2	2	2	2		Mutter. Nut
	53	15 17 509-01	2		2	2	2	2	2	2	2		Decal
	54	15 11 362-01				1		1					Swing arm
	55	72 52 457-51				1		1					Screw
	56	72 52 376-51				2		2					Screw
57		15 15 412-01				2		2					Roller
	58	15 15 413-01				2		2					Spacer
	60	73 22 116-01				2		2					Nut
	61	73 22 118-01				2		2					Nut
	62	15 15 505-50				1		1					Chain Guide Compl.
	63	15 15 500-01				1		1					Attachment
	64	15 15 506-01				1		1					Bushing
	65	15 18 227-01				1		1					Chain Guard
	66	72 52 451-71				2		2					Screw
	67	73 41 164-01				2		2					Washer
	68	72 52 364-51				1		1					Screw
	69	72 52 460-71				1		1					Screw
	70	15 15 457-01				1		1					Spacer



**INDIVIDUAL SHOCK PARTS  
LISTED ON ROW J**



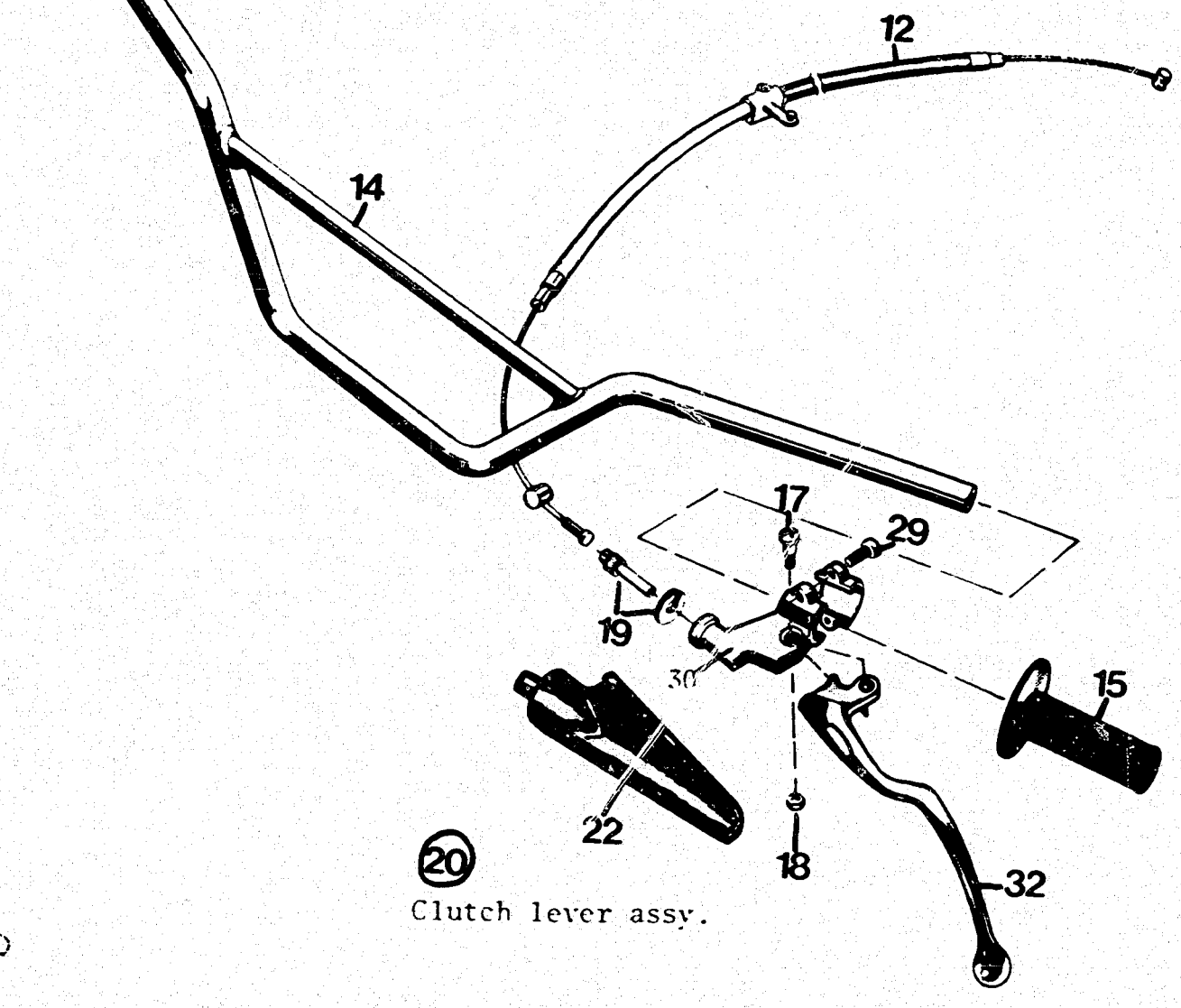
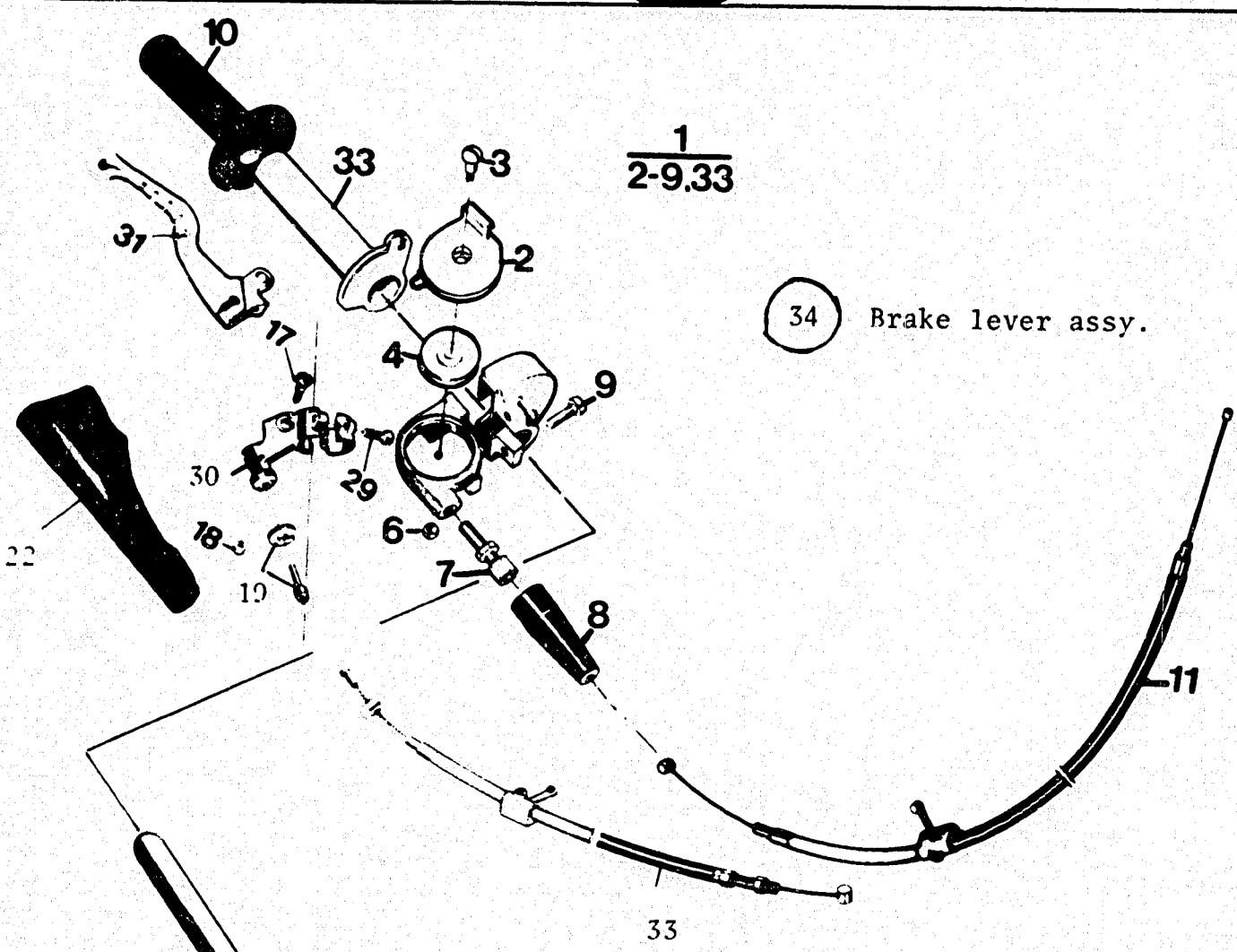






$\frac{1}{2-9.33}$

34 Brake lever assy.



20 Clutch lever assy.

NEW

Fig.	Reservdelnummer Sparepart number	Antal - Quantity										Benämning, Description	
		125		250			400		500				
		CR	XC	CR	WRX	XC	WRX	CR	XC				
1	15 15 325-01	1	1	1	1	1	1					Gashandtag, kpl. Throttle handle compl.	
	15 15 325-02								1	1		Gashandtag, kpl. Throttle handle compl.	
2	15 15 326-01	1	1	1	1	1	1	1	1	1		Skyddslock Protect washer	
3	15 15 322-01	1	1	1	1	1	1	1	1	1		Skruv Screw	
4	15 15 283-01	1	1	1	1	1	1	1	1	1		Brytrulle Plastic roller	
6	73 22 112-01	1	1	1	1	1	1	1	1	1		Låsmutter M4 Nut	
7	15 15 261-01	1	1	1	1	1	1	1	1	1		Justernippel Nipple	
8	15 15 262-01	1	1	1	1	1	1	1	1	1		Skyddshylsa Protecting sleeve	
9	72 31 329-51	2	2	2	2	2	2	2	2	2		Skruv M5 x 16 Screw	
10	15 15 266-01	1	1	1	1	1	1	1	1	1		Gummihandtag, höger Rubber handle right	
11	15 15 277-01	1	1	1	1	1	1	1	1	1		Gaswire, kpl. Throttle wire	
12	15 15 308-03	1	1	1	1	1	1	1	1	1		Frikopplingswire, kpl. Declutching wire	
14	15 15 308-02	1	1	1	1	1	1	1	1	1		Frikopplingswire, kpl. Declutching wire	
14	15 13 148-01	1	1	1	1	1	1	1	1	1		Styrstång Handle bar	
15	15 15 265-01	1	1	1	1	1	1	1	1	1		Gummihandtag, vänster Rubber handle left	
17	12 13 810-01	1	1	1	2	1	2	1	1	1		Ansättskruv Screw	
18	73 14 316-01	1	1	1	2	1	2	1	1	1		Mutter Nut	
19	12 13 821-01	1	1	1	2	1	2	1	1	1		Kabelspännskruv Cable adjusting screw	
20	15 15 314-01	1	1	1	1	1	1	1	1	1		Kopplingshandtag, kpl. Declutching handle compl.	
	15 15 314-03											Declutching handle compl. "New pull"	
22	15 13 074-01	1	1	1	2	1	2	1	1	1		Handtagsskydd Handle protector	
29	72 31 368-01	2	2	2	4	2	4	2	2	2		Skruv Screw	
30	15 13 030-01	One piece perch		See below for 2-piece perch									Perch, brake (polished)
	15 13 030-03	One piece perch											Perch, brake (black)
	15 13 033-01	One piece perch											Perch, clutch (polished)
	15 13 033-03	One piece perch											Perch, clutch (black)
31	15 13 031-03											Brake blade (short)	
	15 13 031-01											Brake blade (long)	
32	15 13 034-01											Clutch blade (long)	
33	15 15 022-04											Brake cable	
34	15 15 323-01											Brake lever assy.	
	15 15 310-03											Brake lever assy. (new pull)	
30	15 13 030-41	2-piece perch -- fits brake or clutch											(polished)
	15 13 030-46	2-piece perch -- fits brake or clutch											(black)

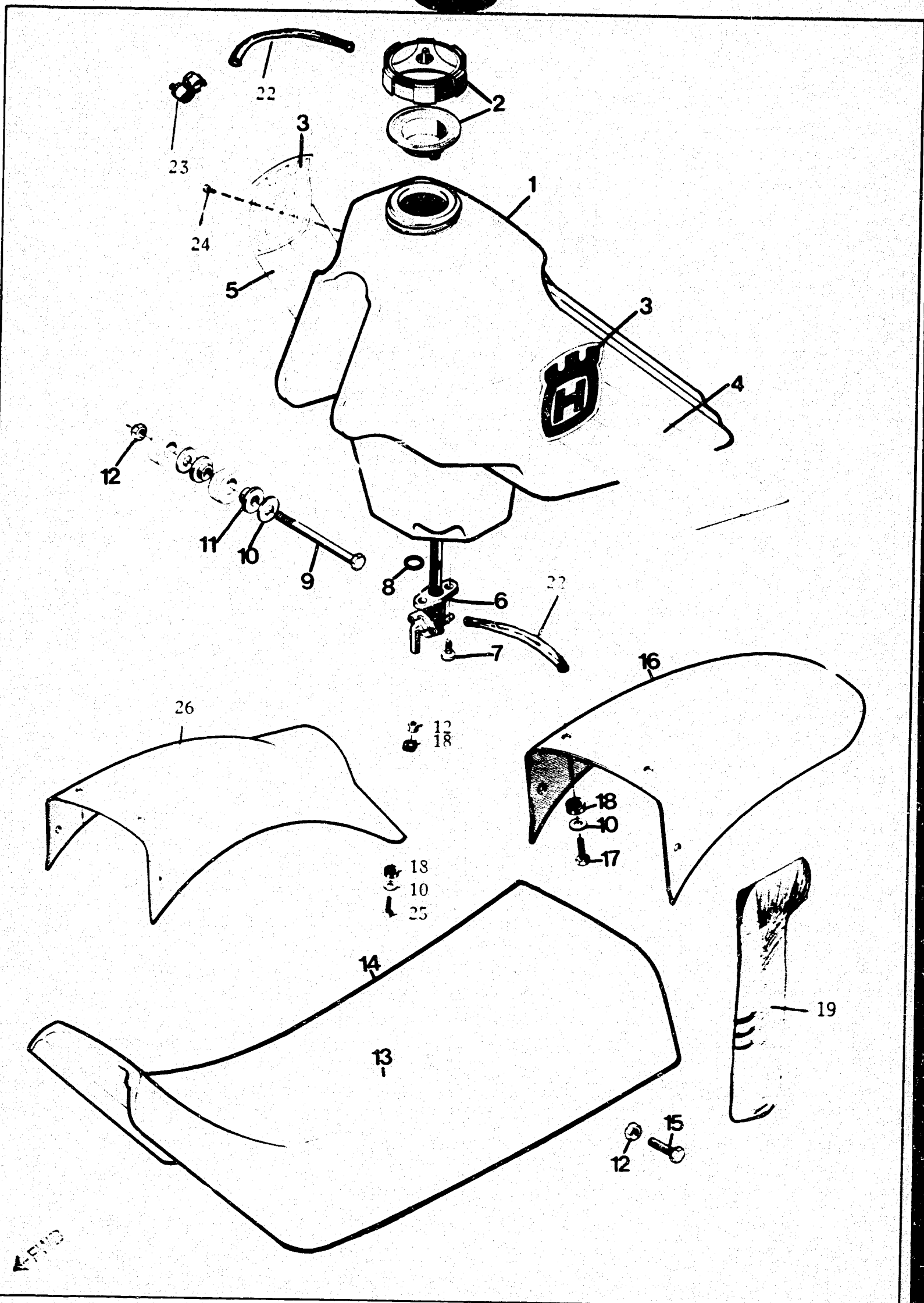


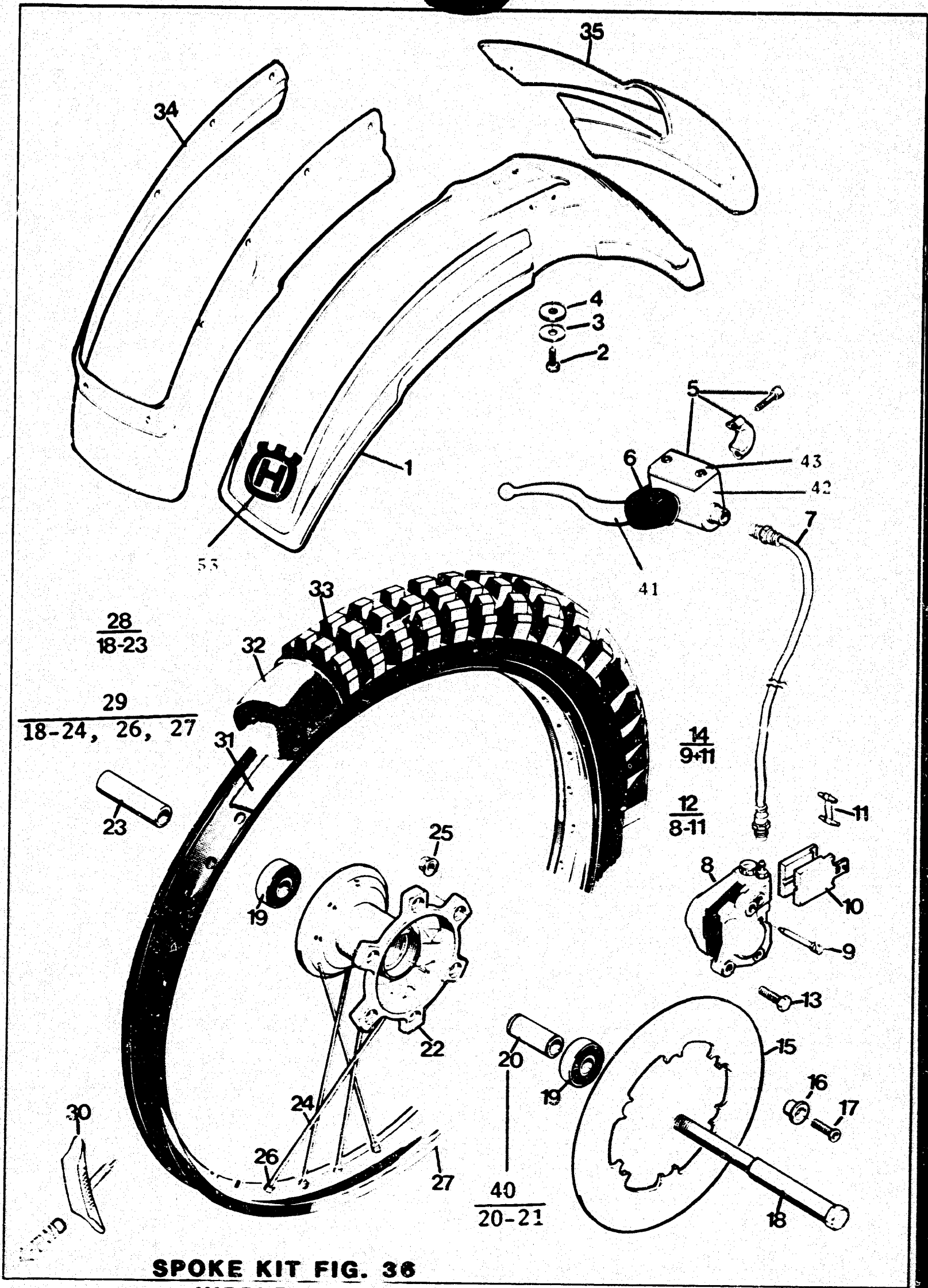
Fig	Reservdelnummer Sparepart number	Antal - Quantity											Benämning, Description
		125			250			400		500			
		CR	XC		CR	WRX	XC	WRX	CR	XC			
1	15 14 170-01 15 14 170-02	1	1		1			1	1				Bensintank. Petrol tank Bensintank. Petrol tank
2	15 14 108-01	1	1		1	1	1	1	1	1			Tanklock Cap
3	15 14 120-01	2	2		2		2		2	2			Dekal Decal
4	15 14 120-02 15 15 811-01 15 15 812-01	1	1		1	2		2	1				Logo (screw attached) Dekal Decal Dekal Decal
5	15 15 813-01 15 15 814-01					1	1	1			1		Dekal Decal Dekal Decal
6	15 14 109-01	1	1		1	1	1	1	1	1			Bensinkran. Petlock
7	15 14 110-01	2	2		2	2	2	2	2	2			Skruv Screw
8	74 04 811-02	1	1		1	1	1	1	1	1			O-ring
9	72 55 394-01	1	1		1	1	1	1	1	1			Skruv M6 x 160 Screw
10	15 13 709-01	4	4		4	4	4	4	4	4			Bricka Washer
11	15 14 107-01	4	4		4	4	4	4	4	4			Bussning Bushing
12	15 13 706-01	3	3		3	5	3	5	3	3			Mutter Nut
13	15 13 581-01	1	1		1	1	1	1	1	1			Sadel Seat
14	15 13 582-01												Sadelöverdrag Seat cover
15	72 52 374-51	2	2		2	2	2	2	2	2			Skruv M6 x 30 Screw
16	15 13 587-01	1	1		1	1	1	1	1	1			Bakskärm Fender
17	72 52 370-53	4	4		4	4	4	4	4	4			Skruv M6 x 20. Screw
18	15 18 121-01	4	4		4	8	4	8	4	4			Gummiricka Rubber washer
19	15 13 588-01 15 18 183-01	1	1		1		1		1	1			Splash guard Splash guard
22	15 14 057-80	2	2		2	2	2	2	2	2			Fuel line/vent hose
23	15 15 809-01	1	1		1	1	1	1	1	1			Breather clip
24	15 13 929-01	2	2		2	2	2	2	2	2			Screw
25	72 52 372-51					2		2					Screw
26	15 18 192-01					1		1					Fender

N  
N  
N  
N  
N  
N  
N

N  
N  
N

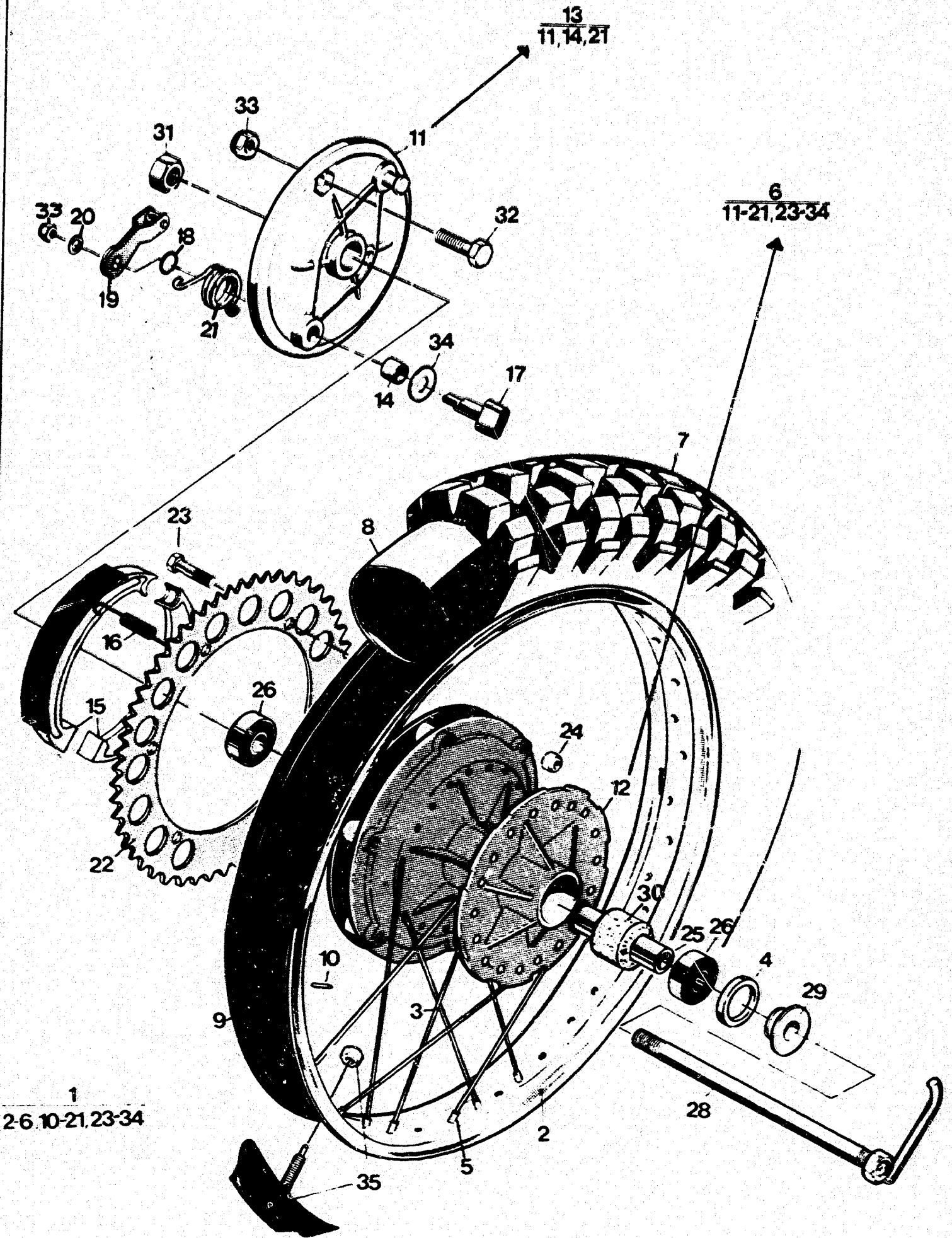

N

N



**SPOKE KIT FIG. 36**  
**NIPPLE KIT FIG. 37**

Fig	Reservdelnummer Sparepart number	Antal. Quantity										Benämning. Description	
		125		250			400		500				
		CR	XC	CR	WRX	XC	WRX	CR	XC				
N 1	15 18 047-02	1	1			1		1			1	1	Skärm. Fender
2	72 55 372-01	4	4			4		4			4	4	Skruv M6 x 25. Screw
3	15 13 709-01	8	8			8		8			8	8	Bricka. Washer
4	15 18 121-01	8	8			8		8			8	8	Gummibricka. Rubber washer
N 5	15 16 343-01	1	1			1		1			1	1	Huvudcylinder. Master cylinder
N 6	15 16 345-01	1	1			1		1			1	1	Balg. Cover
N 7	15 16 332-01	1	1			1		1			1	1	Broms slang. Brake hose
N 10	15 16 328-02	2	2			2		2			2	2	Bromsbelägg. Brake pads
N 12	15 16 327-01	1	1			1		1			1	1	Bromscylinder KPL. Brake cylinder compl
N 13	15 13 741-01	2	2			2		2			2	2	Skruv M8 x 25. Screw
N 14	15 17 791-01	1	1			1		1			1	1	Låspinnesats. Lockpin kit
N 15	15 16 325-01	1	1			1		1			1	1	Bromsskiva. Disc
N 16	15 16 326-01	6	6			6		6			6	6	Distans. Spacer
N 17	72 56 374-55	6	6			6		6			6	6	Skruv M6 x 30. Screw
N 18	15 16 338-01	1	1			1		1			1	1	Axel. Shaft
N 19	73 82 302-34	2	2			2		2			2	2	Lager. Bearing
N 20	15 16 336-01	1	1			1		1			1	1	Distans. Spacer
N 21	15 16 337-01	2	2			2		2			2	2	distans. Spacer
N 22	15 16 324-01	1	1			1		1			1	1	Navhylsa. Hub sleeve
N 23	15 16 342-01	1	1			1		1			1	1	Mutter. Nut
N 24	15 16 321-01	36	36			36		36			36	36	Eker. Spoke
N 25	15 13 706-01	6	6			6		6			6	6	Mutter M6. Nut
N 26	15 16 219-01	36	36			36		36			36	36	Nippel
N 27	15 16 320-01	1	1			1		1			1	1	Fälg 160 x 21. Rim
N 28	15 16 323-01	1	1			1		1			1	1	Framnav KPL. Front hub compl
N 29	15 16 319-01	1	1			1		1			1	1	Framhjul KPL. Front wheel compl
N 30	15 16 144-01	1	1			1		1			1	1	Dacklås. Rimlock
N 31	15 16 029-01	1	1			1		1			1	1	Fälgband. Rimband
N 32	15 16 028-01	1	1			1		1			1	1	Innerslang. Tube
N 33	15 16 879-01	1				1					1		Däck 300 x 21 Metzeler
	15 16 257-01		1					1			1		Däck 300 x 21 Trelleborg Deep grip
N 34	15 18 050-01												Skärmbreddare. Widener
N 35	15 18 049-01												Skärmlängare. Lengthener
N 36	15 17 780-01												Ekersats. Spoke kit
N 37	15 19 902-01												Nippelsats. Nipple kit
N 40	15 16 350-01												Spacer compl.
N 38	15 16 347-01	1	1			1		1			1	1	Protector (disc brake)
N 41	15 16 346-01												Lever - rectangular cyl.
	15 16 346-11												Lever - round cyl.
N 42	15 16 343-11												Tank--round (w/o-ring)
	15 16 343-16												Tank--rectangular
N 43	15 16 343-11												Can--round
	15 16 343-16												Cap--rectangular
N 53	15 14 117-01	1	1			1		1			1	1	Decal
	15 16 343-61												Rebuild kit--11mm master cyl.
	15 16 343-66												Assembly tool--11mm master cyl.



**SPOKE KIT FIG. 36**

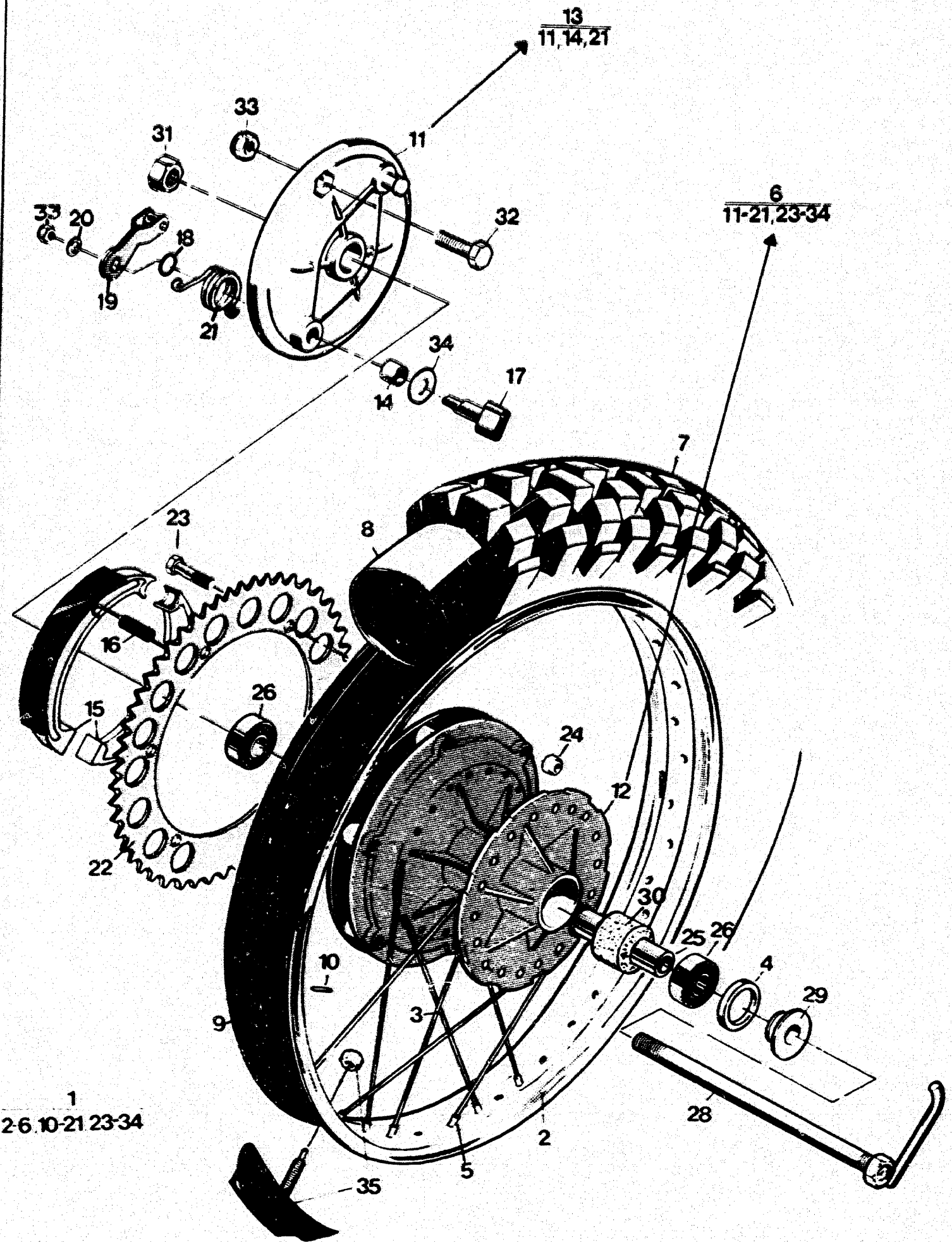
**NIPPLE KIT FIG. 37**



B-18

Antal - Quantity

Fig	Reservdelnummer Sparepart number	Antal - Quantity										Benämning, Description
		125		250			400		500			
		CR	XC		CR	WRX	XC		WRX	CR	XC	
N	1		1				1				1	Hjul, kpl. exkl. gummi Wheel compl. excl. rubber
	15 16 842-04											
	15 16 842-05											
N	2						1				1	Fälg, 2,5 x 18" Rim
	15 16 827-01											
	15 16 872-01		1									
N	3						36				36	Eker Spoke
	15 16 828-02											
	15 16 218-06		36									
N	4						1				1	Tätning Seal
	15 13 718-01		1									
N	5						36				36	Ekernippel Spoke nipple
	15 16 829-01											
	15 16 219-01		36									
N	6						1				1	Baknav kpl. Rear hub compl.
	15 16 875-01		1									
	15 16 875-02											
	15 16 839-01		1									Däck 4,50 x 18" Trelleborg ten master Tyre
	15 16 848-01						1				1	Däck 5,00 x 18" Trelleborg Tyre
	15 16 508-01						1				1	Innerslang 18" Innertyre
	15 16 029-01						1				1	Fälgband Rimband
	15 16 854-01						1				1	Navhylsa Hub sleeve
N	13						1				1	Bromssköld, kpl. Brake plate compl.
	15 15 539-01											
	15 16 859-01						1				1	Bussning Bushing
	15 16 543-01		2				2				2	Bromsback, kpl. Brake shoe
	15 16 547-01		2				2				2	Fjäder Spring
	15 15 536-01						1				1	Bromsexcenter Brake cam
	15 16 299-01		1				1				1	O-ring
	15 16 723-01		1				1				1	Håvarm Lever
	73 41 164-01						1				1	Bricka 8,4 x 17 Washer
N	21										1	Fjäder, Spring
	15 15 535-01		1									
	15 16 852-03						1				1	Kedjokrans Z = 52 Sprocket
	72 52 460-51		6				6				6	Skruv M8 x 45 Screw
	73 22 118-01		6				6				6	Låsmutter Nut
	15 16 752-01						1				1	Distanshylsa Distance sleeve
	73 82 302-34		2				2				2	Kullager 6302 2RS Ball bearing
N	28										1	Bakaxel kpl. Shaft
	15 15 540-01		1									
	15 15 540-02											
N	29						1				1	Distans Distance
	15 16 866-01											
	15 16 536-03						1				1	Distanshållare Spacer holder
	15 16 300-01		1								1	
	15 16 598-01						1				1	Mutter Nut
	15 16 813-01						1				1	Skruv Screw
	73 22 118-01		2				2				2	Låsmutter M8 Nut
	15 16 836-01						1				1	Bricka Washer
	15 16 874-01		2				2				2	Däcklås Tyre lock
N	35										1	Ekersats Spoke set
	15 17 810-01		1									
	15 19 952-01						1				1	Nippel kpl 36 pcs



**SPOKE KIT FIG. 36**

**NIPPLE KIT FIG. 37**

Reservdelnummer		Antal: Quantity										Benämning, Description
Fig	Sparepart number	125		250			400		500			
		CA	XC	CA	WRX	XC	WRX	CA	XC			
	15 19 938-01 15 19 902-01		1		1	1		1		1		Nippelsats 36 st Nipple kit 36 pcs





# ROW INDEX


## C



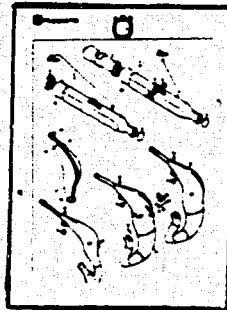
CR.....C-2



C-6



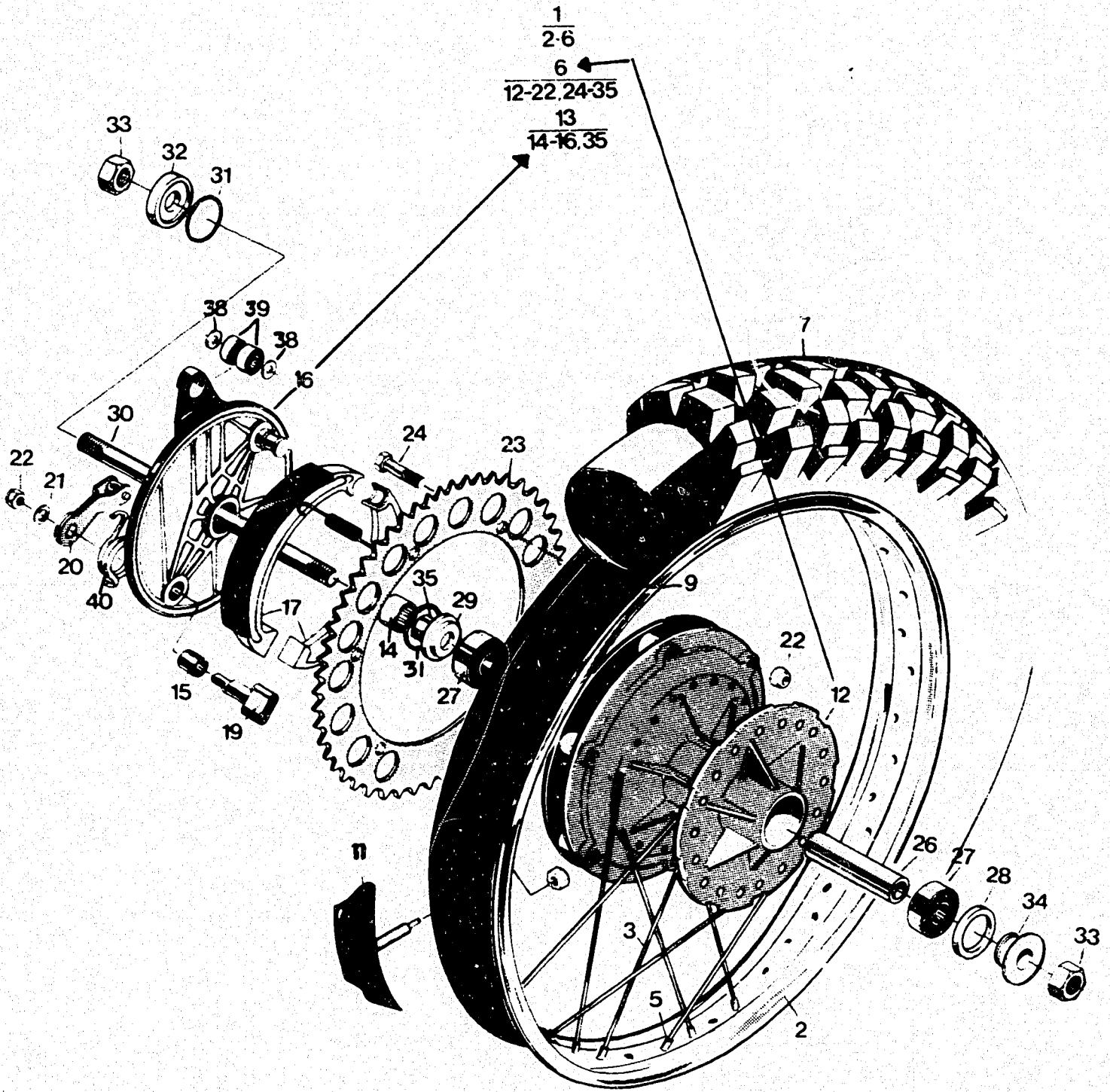

C-8



C-10



125.....C-12  
250, 500...C-16

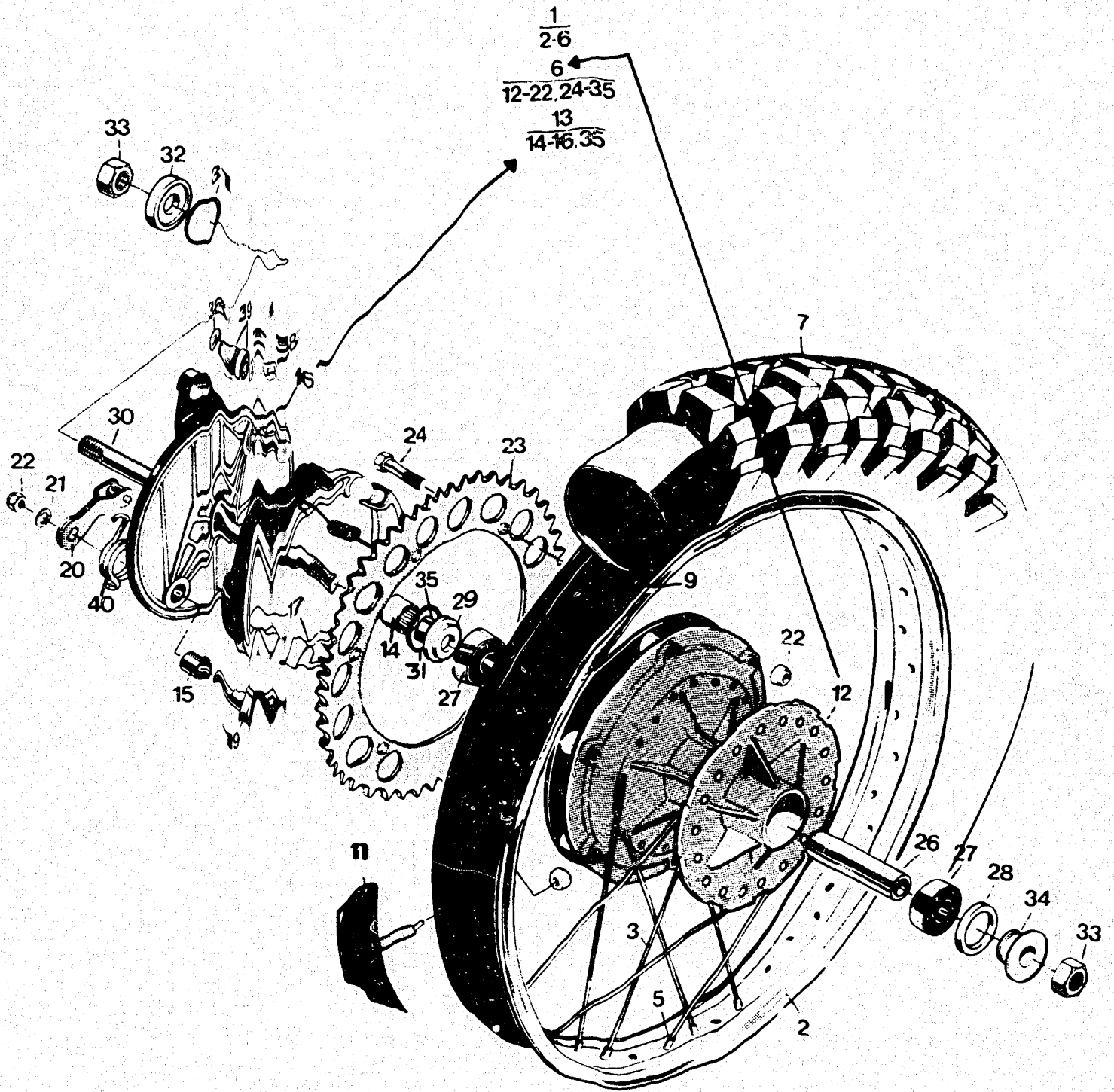



**SPOKE KIT FIG. 45**

**NIPPLE KIT FIG. 46**







SPPOKE KIT FIG. 45

NIPPLE KIT FIG. 46

Fig.	Reservdelsnummer Sparepart number	Antal - Quantity										Benämning, Description			
		125			250				500						
		CR		XC				CR		XC			CR	XC	
38	73 41 153-41	2					2					2			Bricka. Washer
39	73 82 296-19	2					2					2			Kullager. Bearing
40	15 15 515-01	1					1					1			Fjäder. Spring

Tillbehör/Accessories															
N	15 17 810-01	36					36								Ekersats 18" Spoke kit
	15 19 952-01											36			Ekersats Spoke kit
	15 19 902-01	36					36								Nippelsats. Nipple kit
	15 19 938-01											36			Nippelsats. Nipple kit

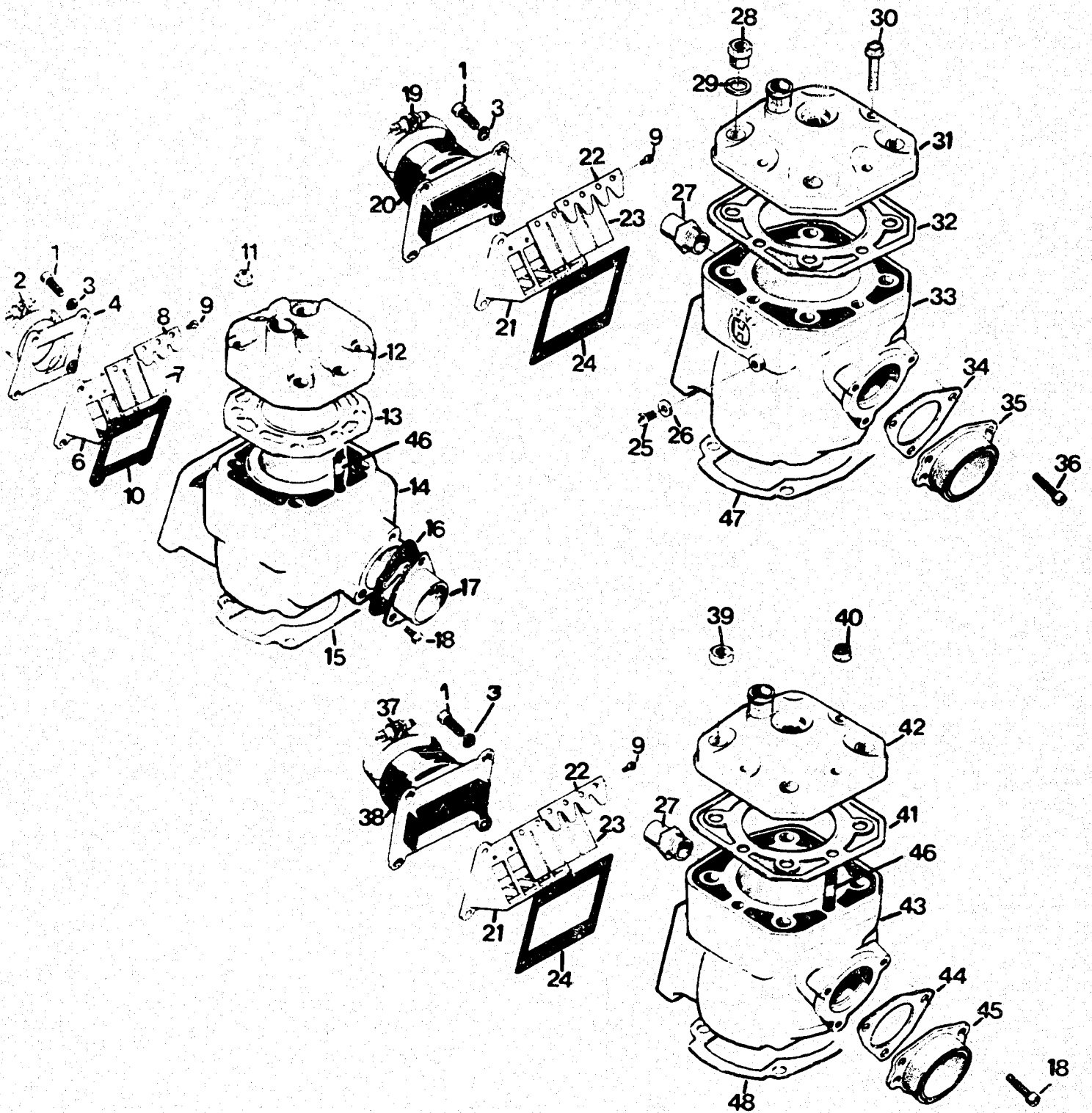
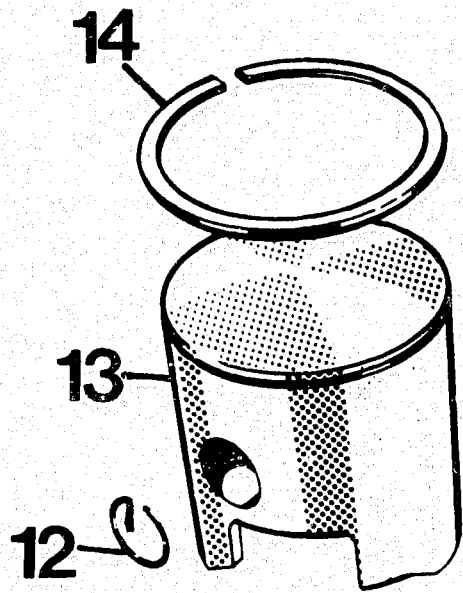
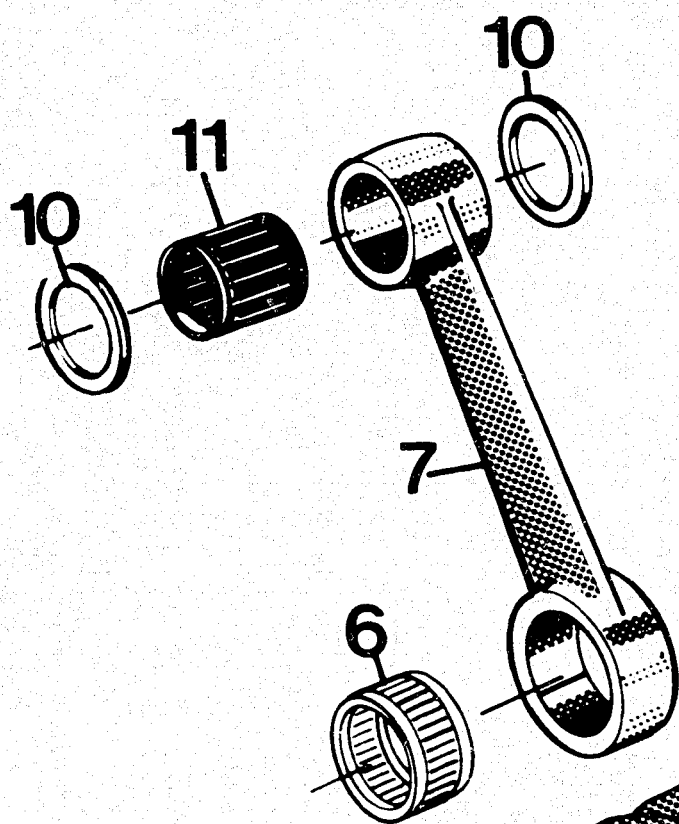



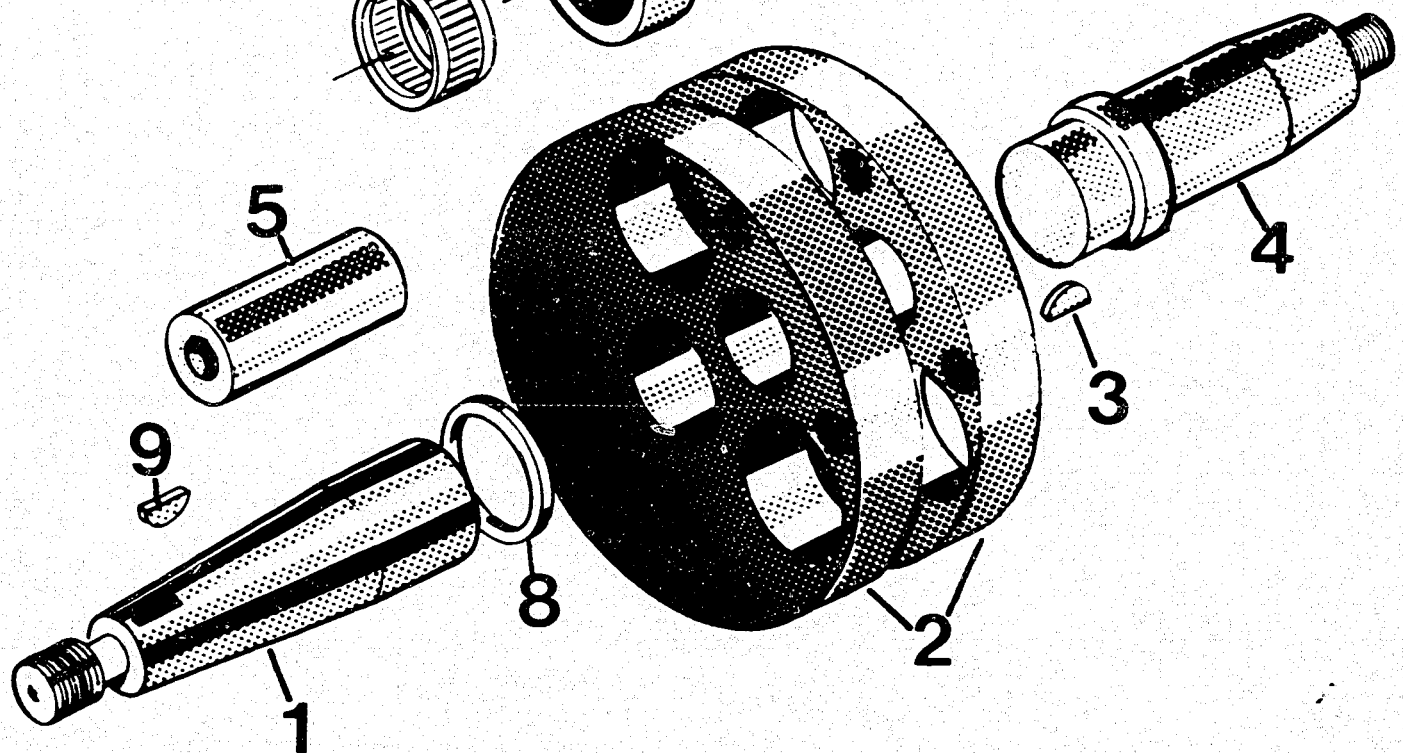
Fig	Reservdelnummer Sparepart number	Antal - Quantity											Benämning, Description
		125			250			400		500			
		CR	XC	CR	WRX	XC	WRX	CR	XC				
1	72 55 372-01	4	4	4	4	4	4	4	4	4			Skruv M6 x 25. Screw
2	16 13 227-01	1											Klämma. Clamp
3	73 51 153-50	4	4	4	4	4	4	4	4	4			Bricka. Washer
4	16 11 857-01	1											Insugningsrör. Intake manifold
6	16 11 855-01	1	1										Ventilhållare. Reed cage
7	16 11 863-01	2	2										Ventil. Reed
8	16 11 865-01	2	2										Ventilstöd. Reed support
9	72 32 285-31	6	6			8	8	8	8	8			Skruv. Screw
10	16 11 859-01	1	1										Packning. Gasket
11	15 13 731-01	6	6										Mutter. Nut
12	16 14 516-01	1	1										Cylinderlock. Cylinderhead
13	16 14 522-01	1	1										Packning. Gasket
N 14	16 14 525-03	1	1										Cylinder
15	16 11 880-01	1	1										Packning. Gasket
16	16 14 558-01	1	1										Packning. Gasket
17	16 14 551-01	1	1										Avgasstos. Exhaust manifold
18	72 55 368-01	3	3										Skruv M6 x 16. Screw
19	16 13 598-01									1	1		Klämma. Clamp
N 20	16 15 271-01									1	1		Insugningsrör. Intake manifold
	16 15 302-01									1	1		Ventilhållare. Reed cage
21	16 11 856-01					1	1	1	1	1	1		Ventilstöd. Reed support
22	16 11 866-01					2	2	2	2	2	2		Ventil. Reed
23	16 11 864-01					2	2	2	2	2	2		Packning. Gasket
24	16 11 861-01					1	1	1	1	1	1		Skruv M6 x 10. Screw
25	72 52 364-53					1	1	1	1	1	1		Bricka. Washer
26	16 10 823-01					1	1	1	1	1	1		Anslutning. Hose connection
27	16 14 506-01	1	1			1	1	1	1	1	1		Mutter. Nut
28	16 11 190-01									4	4	4	Bricka. Washer
	16 11 072-01									4	4	4	Skruv M8 x 40. Screw
29	16 14 583-01									4	4	4	Cylinderlock. Cylinder head
30	15 13 700-01									4	4	4	Packning. Gasket
N 31	16 14 593-01									1	1	1	Cylinder
	16 14 594-01									1	1	1	Packning. Gasket
N 32	16 14 587-01									1	1	1	Cylinder
	16 14 574-01									1	1	1	Packning. Gasket
N 33	16 14 476-01									1	1	1	Avgasstos. Exhaust manifold
	16 14 457-01									1	1	1	Skruv M6 x 20. Screw
34	16 14 570-01									1	1	1	Klämma. Clamp
35	16 14 567-01									1	1	1	Forgasranslutning Intake manifold
36	72 55 370-01									3	3	3	Mutter M10 Nut
37	16 15 206-01					1	1	1	1				Mutter M8 Nut
38	16 15 272-01					1	1	1	1				Packning. Gasket
	16 15 302-01												Cylinderlock. Cylinder head
39	15 13 704-01					4		4					Cylinder
40	15 13 731-01					4		4					Packning. Gasket
N 41	16 14 495-01					1	1	1					Avgasstos. Exhaust manifold
N 42	16 14 498-01					1	1	1					Pinnskruv. Stud
N 43	16 14 489-01					1		1					Base gasket
	16 11 463-01						1						Base gasket
44	16 14 537-01					1	1	1					
45	16 14 534-01					1	1	1					
46	16 14 541-01	4	4			4	4	4					
47	16 11 882-0								1	1	1		
48	16 14 524-01					1	1	1					



16  
12-15

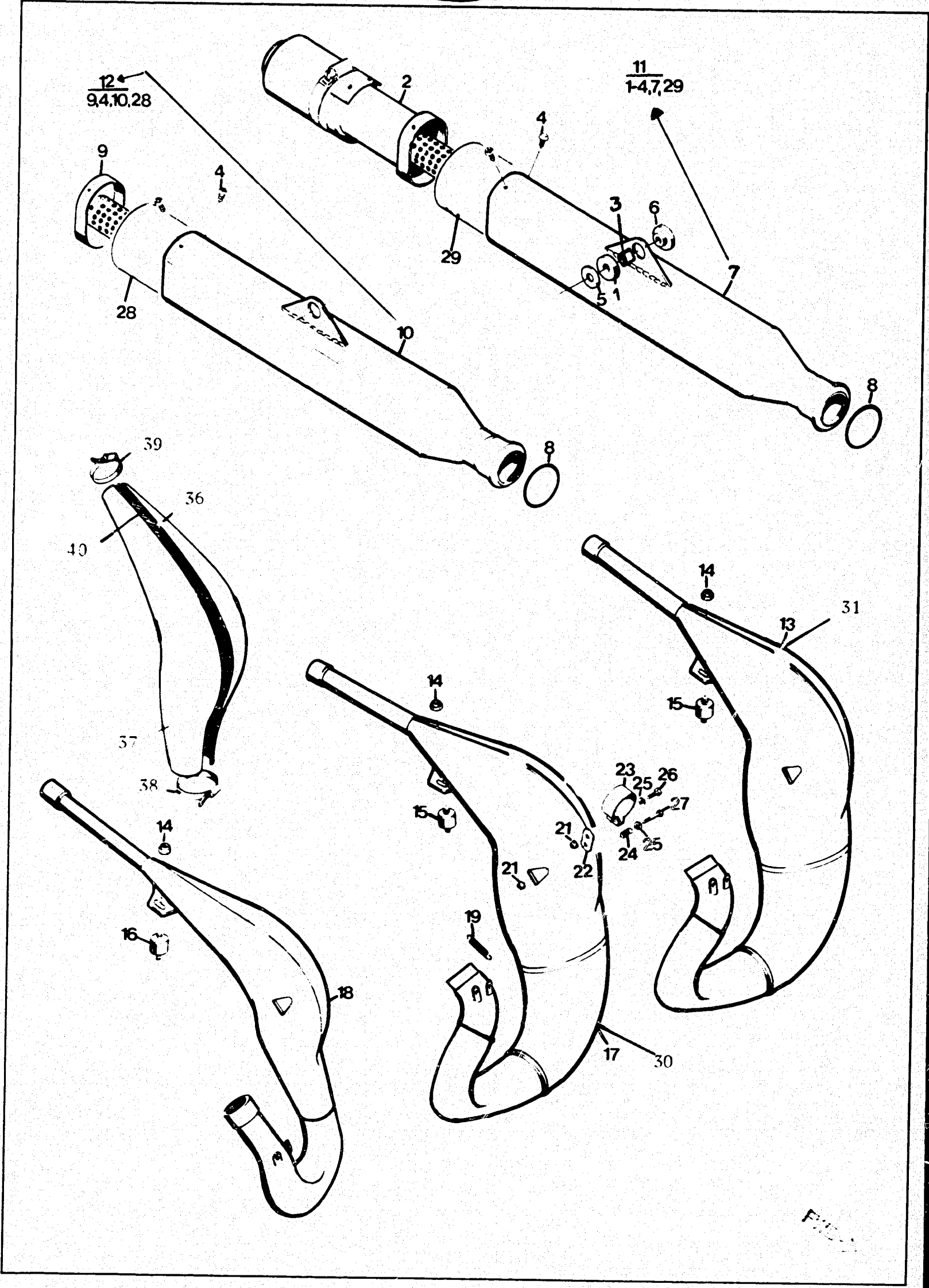


17  
5-7



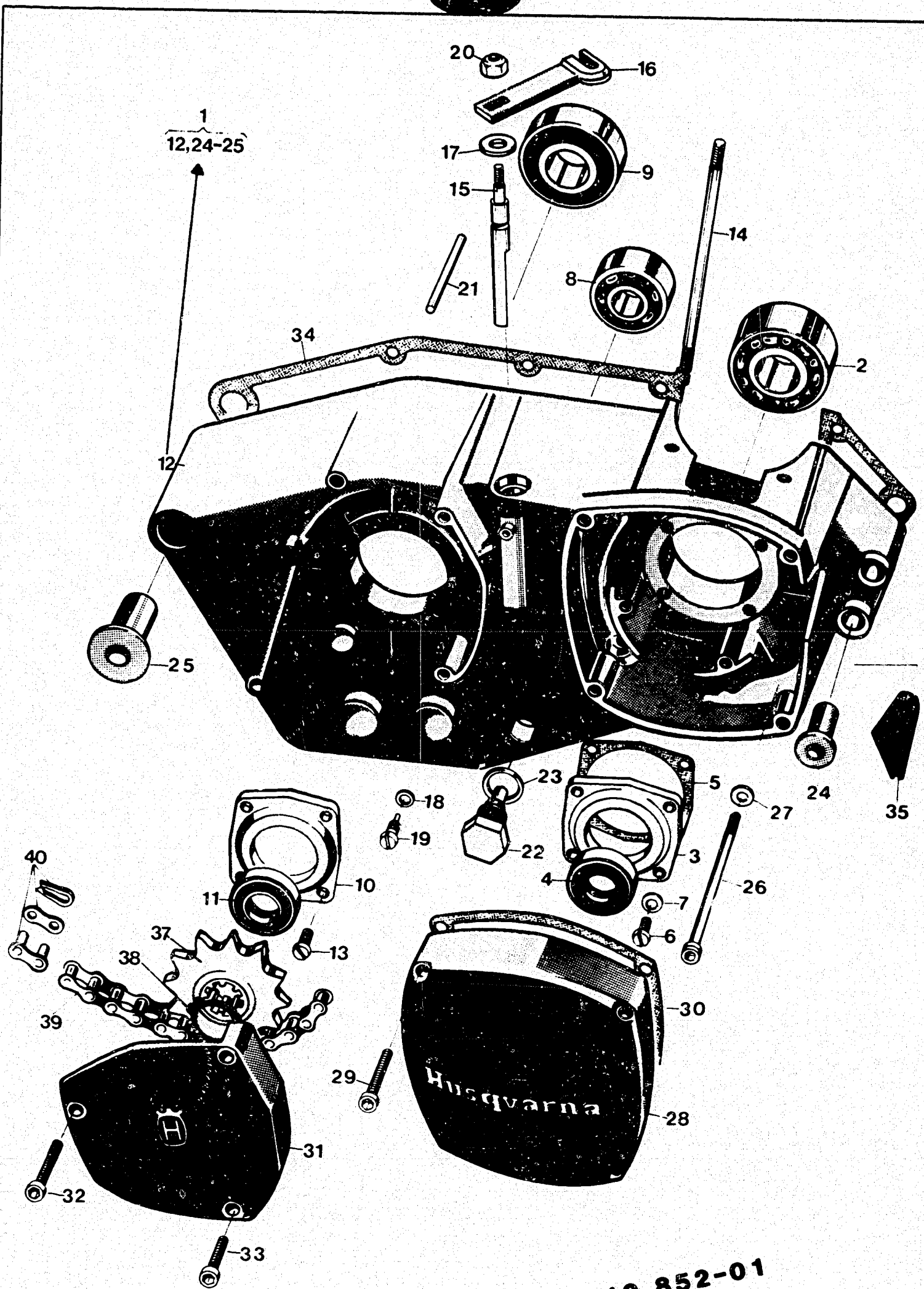
18  
1-7

Fig.	Reservdelnummer Sparepart number	Antal - Quantity											Benämning, Description	
		125			250			400		500				
		CR		XC	CR	WRX	XC	WRX	CR	XC				
1	16 10 653-01	1		1										Vevaxel, höger Crank shaft, right
	16 11 659-01				1	1	1	1	1	1				Vevaxel, höger Crank shaft, right
3	73 58 016-00	2		2				2	2	2				Kil 3 x 16 Key
4	16 11 285-01	1		1										Vevaxel, vänster Crank shaft, left
	16 14 539-01				1	1	1	1	1	1				Vevaxel, vänster Crank shaft, left
8	16 10 676-01	1		1										Distans Spacer
	16 10 921-01				1	1	1	1	1	1				Distans Spacer
9	15 13 713-01	1		1				1	1	1				Kil Key
10	16 10 674-01	2		2										Distans Spacer
	16 10 971-01				2	2	2	2						Distans Spacer
11	16 11 534-01	1		1										Nållager Needle bearing
	16 10 933-01				1	1	1							Nållager Needle bearing
	16 11 538-01							1						Nållager Needle bearing
	16 11 205-01								1	1				Nållager Needle bearing
12	16 11 739-01	2		2										Låsring Circlip
	16 11 738-01				2	2	2	2						Låsring Circlip
	16 11 195-01								2	2				Låsring Circlip
14	16 14 521-01	1		1										Piston ring std
	16 14 521-02													Piston ring 1st
	16 14 521-03													Piston ring 2nd
	16 10 831-01				1	1	1							Piston ring std
	16 10 831-02													Piston ring 1st
	16 10 831-03													Piston ring 2nd
	16 10 831-04													Piston ring 3rd
	16 11 189-01								1	1				Piston Ring std
	16 14 532-01								1					Piston ring std
	16 11 189-02													Piston Ring 1st
	16 14 532-02													Piston ring 1st
	16 11 189-03													Piston Ring 2nd
	16 14 532-03													Piston ring 2nd
16	16 14 520-01	1		1										Piston compl std
	16 14 520-02													Piston compl 1st
	16 14 520-03													Piston compl 2nd
N	16 14 492-01				1	1								Piston compl std
N	16 14 492-02													Piston compl 1st
N	16 14 492-03													Piston compl 2nd
N	16 14 492-04													Piston compl 3rd
	16 14 487-01								1	1				Piston compl std
	16 14 455-01								1					Piston compl std
	16 14 487-02													Piston compl 1st
	16 14 455-02													Piston compl 1st
	16 14 487-03													Piston compl 2nd
	16 14 455-03													Piston compl 2nd
17	16 10 383-01	1		1										Renovsats vevstake
	16 19 825-01				1	1	1	1	1	1				Overhaulkit conn.rod
	16 19 829-01									1	1			
18	16 14 542-01	1		1										Vevpart, kpl Crank shaft, compl
	16 14 477-01								1	1				
	16 14 538-01				1	1								
	16 14 539-01								1					









125 GASKET SET 16 19 852-01


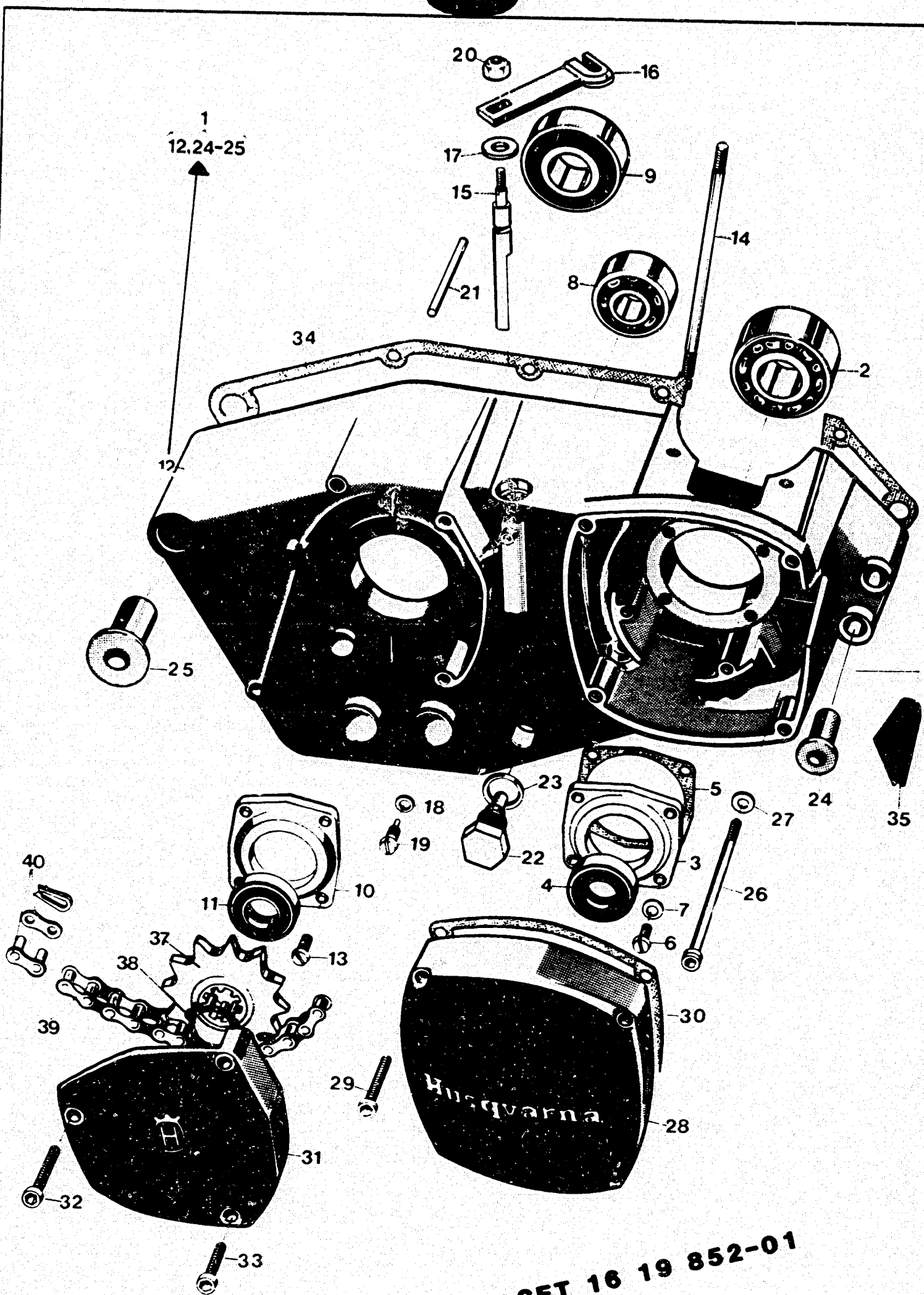


Fig	Reservdelsnummer Sparepart number	Antal - Quantity										Benämning, Description
		125		250		400		500				
		CR	XC	CR	XC	CR	XC	CR	XC			
N 1	16 19 690-01	1	1									Vevhushalva, höger Crankcase halve right
N	16 19 692-01	1	1									Vevhushalvor par Crankcase halves pair
2	73 83 204-40	1	1									Kullager Ball bearing
3	16 10 679-01	1	1									Fläns Flange
4	16 10 681-01	1	1									Tätning Seal
5	12 25 360-01	1	1									Packning Gasket
6	72 31 328-51	4	4									Skruv M5 x 14 Screw
7	73 51 146-50	4	4									Fjäderbricka Washer
8	73 82 302-40	1	1									Kullager Ball bearing
9	16 16 351-01	1	1									Kullager Ball bearing
10	16 11 778-01	1	1									Fläns Flange
11	16 12 359-01	1	1									Distans Spacer
13	72 35 328-55	4	4									Skruv M5 x 14 Screw
14	16 11 546-02	4	4									Dragbult, cylinder Cylinder stud
15	16 10 774-01	1	1									Frikopplingsaxel Declutching shaft
16	16 11 171-01	1	1									Hävarm Lever
17	15 13 722-01	1	1									Tätning Seal
18	73 44 878-00	1	1									Bricka Washer
19	12 25 077-01	1	1									Stoppskruv Screw
20	73 22 118-01	1	1									Låsmutter M8 Nut
21	72 11 350-40	1	1									Pinne Pin
22	16 12 537-01	1	1									Magnetplugg Magneto plug
23	12 25 025-01	1	1									Packning Gasket
24	16 10 777-01	2	2									Flansbussning Flange sleeve
25	16 11 516-01	1	1									Flansbussning Flange sleeve
26	72 55 385-01	9	9									Skruv M6 x 75 Screw
27	73 41 153-01	9	9									Bricka 64 x 12.5 Washer
28	16 10 647-01	1	1									Magnetkåpa Magneto cover
29	72 55 378-01	4	4									Skruv M6 x 40 Screw
30	16 11 623-01	1	1									Packning Gasket
31	16 11 560-02	1	1									Kåpa Cover
32	72 55 380-01	1	1									Skruv M6 x 50 Screw
33	72 55 376-01	2	2									Skruv M6 x 35 Screw
34	16 11 641-01	1	1									Vevhuspackning Gasket
35	16 14 728-01	1	1									Genomföring Grommet
37	16 12 693-04	1	1									Kedjedrev z = 13 Sprocket
38	73 53 126-00	1	1									Spårring Circlip
39	15 19 760-12	1	1									Kedja 5/8 x 1/4 118 Chain
40	15 19 759-04	1	1									Kedjelås. Master link




**125 GASKET SET 16 19 852-01**

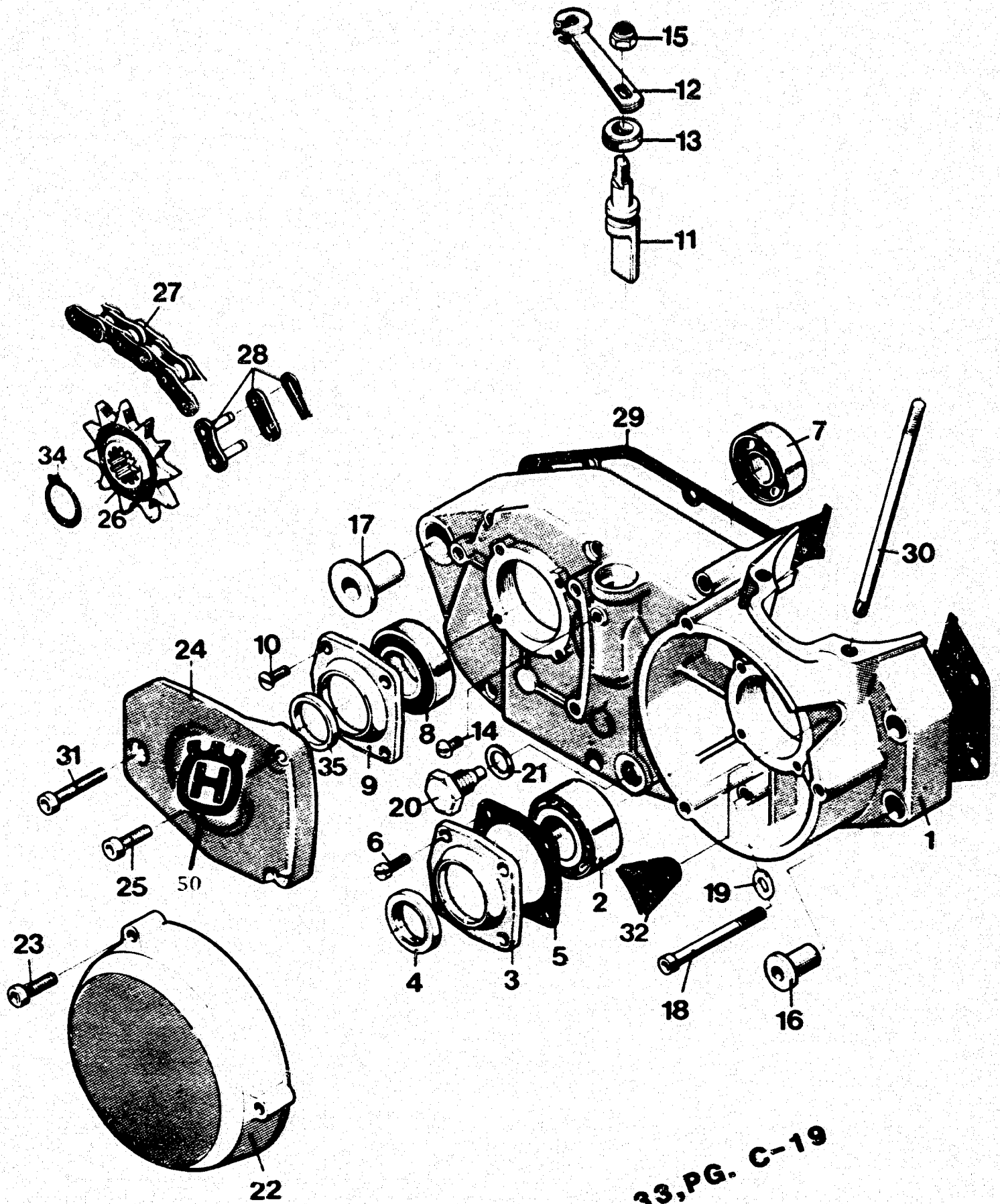
Tilbehør/Accessories

16 12 693-01  
 16 12 693-02  
 16 12 693-03  
 16 12 693-05  
 16 12 693-06  
 16 12 693-07  
 16 12 693-08  
 16 19 852-01

Kæjerev  
 Front sprocket  
 z = 10  
 z = 11  
 z = 12  
 z = 14  
 z = 15  
 z = 16  
 z = 17  
 Pakningssats  
 Gasket set



C-16



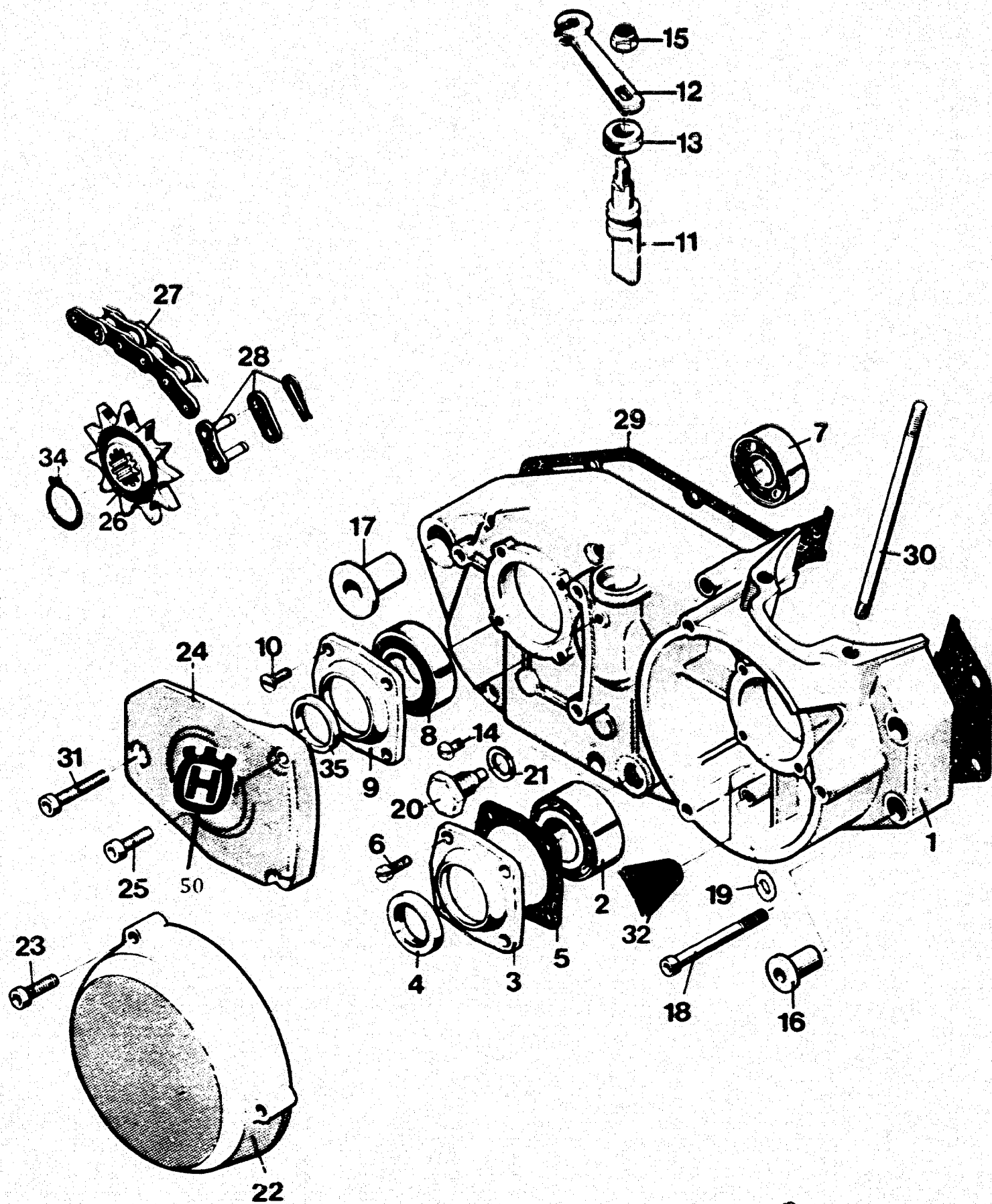
GASKET SET SEE FIG. 33, PG. C-19



Fig	Reservdelnummer Sparepart number	Antal - Quantity										Benämning. Description		
		125		250			400	500						
		CR	XC	CR	WRX	XC	WRX	CR	XC					
	16 19 686-01				1	1	1							Vevhus, kpl. Crankcase, compl.
	16 19 689-01								1	1	1			
1	16 19 684-01				1	1	1							Vevhushalva höger, kpl. Crankcase half, compl.
	16 19 687-01								1	1	1			
2	73 83 205-40				1	1	1		1	1	1			Vinkelkontaktkullager Ball bearing
3	16 10 810-01				1	1	1		1	1	1			Fläns Flange
4	15 13 725-01				1	1	1		1	1	1			Tätning Seal
5	12 25 358-01				1	1	1		1	1	1			Packning Gasket
6	72 31 328-51				4	4	4		4	4	4			Skruv M5 x 14 Screw
7	73 82 302-40				1	1	1		1	1	1			Kullager Ball bearing
8	73 82 205-28				1		1		1	1	1			Kullager Ball bearing
	16 16 351-01				1		1							
9	16 11 778-01				1	1	1			1	1			Fläns Flange
10	72 35 328-55				4	4	4		4	4	4			Skruv M5 x 14 Screw
11	16 11 663-01				1	1	1		1	1	1			Frikopplingsaxel Declutching shaft
12	16 14 584-01				1	1	1		1	1	1			Hävarm Lever
13	15 13 722-01				1	1	1		1	1	1			Tätning Seal
14	72 31 323-01				1	1	1		1	1	1			Skruv M5 x 8 Screw
15	73 22 118-01				1	1	1		1	1	1			Låsmutter Nut
16	16 10 777-01				2	2	2		2	2	2			Flänsbussning Flange sleeve
17	16 14 589-01				1	1	1		1	1	1			Flänsbussning Flange sleeve
18	72 55 385-01				6	6	6		6	6	6			Skruv M6 x 75 Screw
19	73 41 153-01				6	6	6		6	6	6			Bricka 64 x 125 Washer
20	16 12 537-01				1	1	1		1	1	1			Magnetbuff Magneto plug
21	12 25 025-01				1	1	1		1	1	1			Packning Gasket
22	16 11 640-01				1	1	1		1	1	1			Magnetkåpa Magneto cover
23	72 55 378-01				3	3	3		3	3	3			Skruv M6 x 40 Screw
24	16 11 816-02				1	1	1		1	1	1			Kåpa Cover
25	72 55 374-01				2	2	2		2	2	2			Skruv M6 x 30 Screw
26	16 12 693-03													Kedjedrev z = 12 Sprocket = 12
	16 12 693-04					1	1							Kedjedrev z = 13 Sprocket = 13
	16 12 693-05								1					Kedjedrev = 14 Sprocket = 14
	16 12 693-06										1			Kedjedrev z = 15 Sprocket = 15
27	15 19 760-11				1									Chain--116L Non-O-Ring
	15 19 760-12									1	1			Chain--118L Non-O-Ring
	15 19 760-06													Chain--116L O-Ring
28	15 15 759-04				1	1	1		1	1	1			Kedjelås Chain lock
29	16 11 667-01				1	1	1							Packning Gasket
	16 11 667-02								1	1	1			
30	16 11 883-03				4	4	4			4	4			Dragbul Cylinder stud
	16 11 710-01								4					
31	72 55 376-01				1	1	1		1	1	1			Skruv M6 x 36 Screw
32	16 14 728-01				1	1	1		1	1	1			Kabelgenomföring Grommet

See page C-19 for more master link info.





GASKET SET SEE FIG. 33, PG. C-19

Fig	Reservdelnummer Sparepart number	Antal - Quantity										Benämning, Description	
		125			250			400		500			
		CR	XC		CR	WRX	XC		WRX	CR	XC		
33	16 19 863-01				1	1	1						Packingseats Gasket set
	16 19 864-01								1	1	1		
34	73 53 126-00				1	1	1		1	1	1		
35	16 12 359-01				1	1	1		1	1	1		
50	16 11 846-01												
<p><u>Master link</u>                  00 01 135-02                  15 19 759-04                  15 19 759-46                  15 19 759-56                  None available</p>													
<p><u>Chain</u>  <u>Applicaton</u>                  Rk O-Ring                  Regina Non-O-Ring                  Regina Endless O-Ring                  Regina Endless O-Ring (rivet link)                  QR Non-O-Ring</p>													
Decal, sprocket cover													






## ROW INDEX

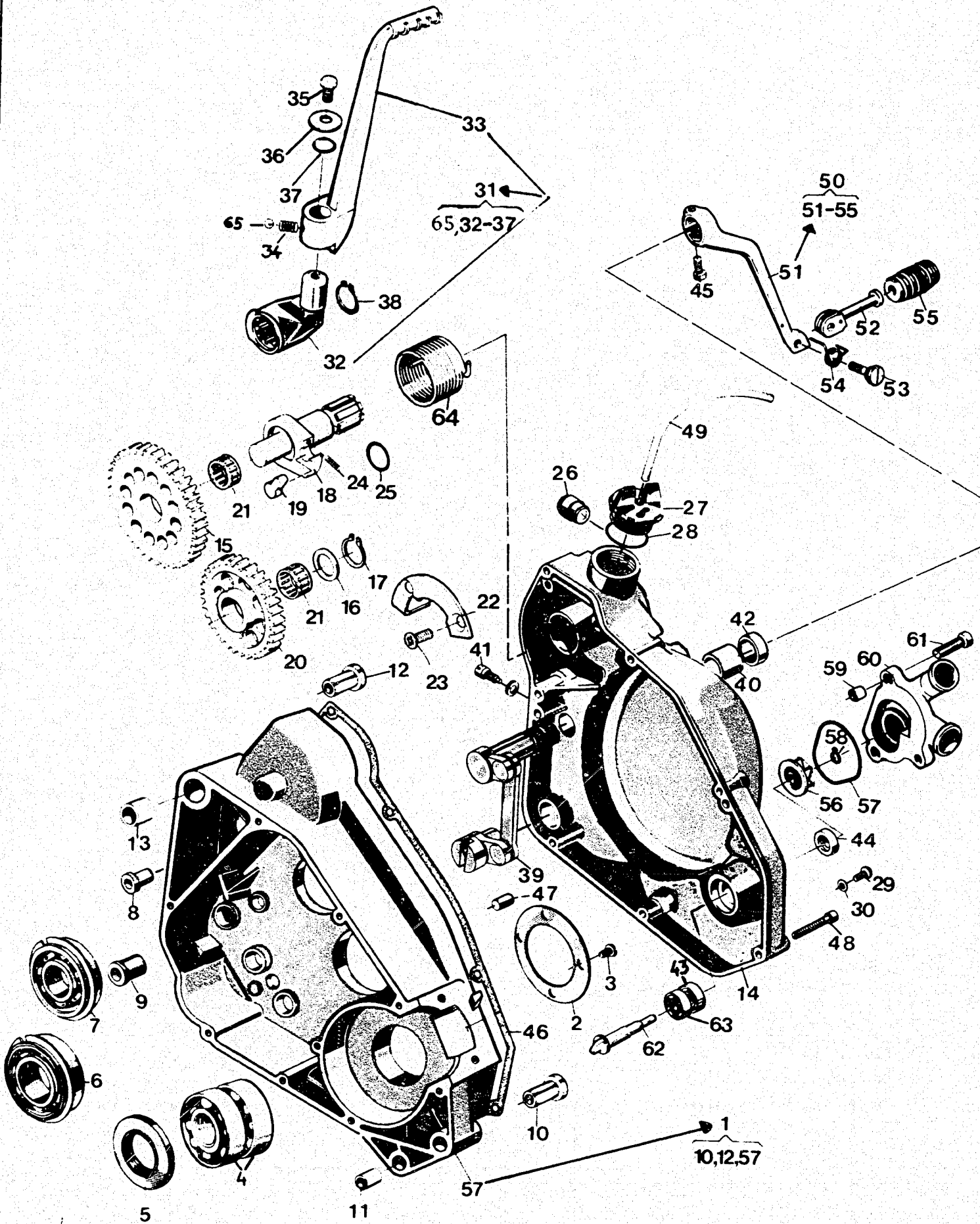
### D



125.....D-2  
250, 500...D-6



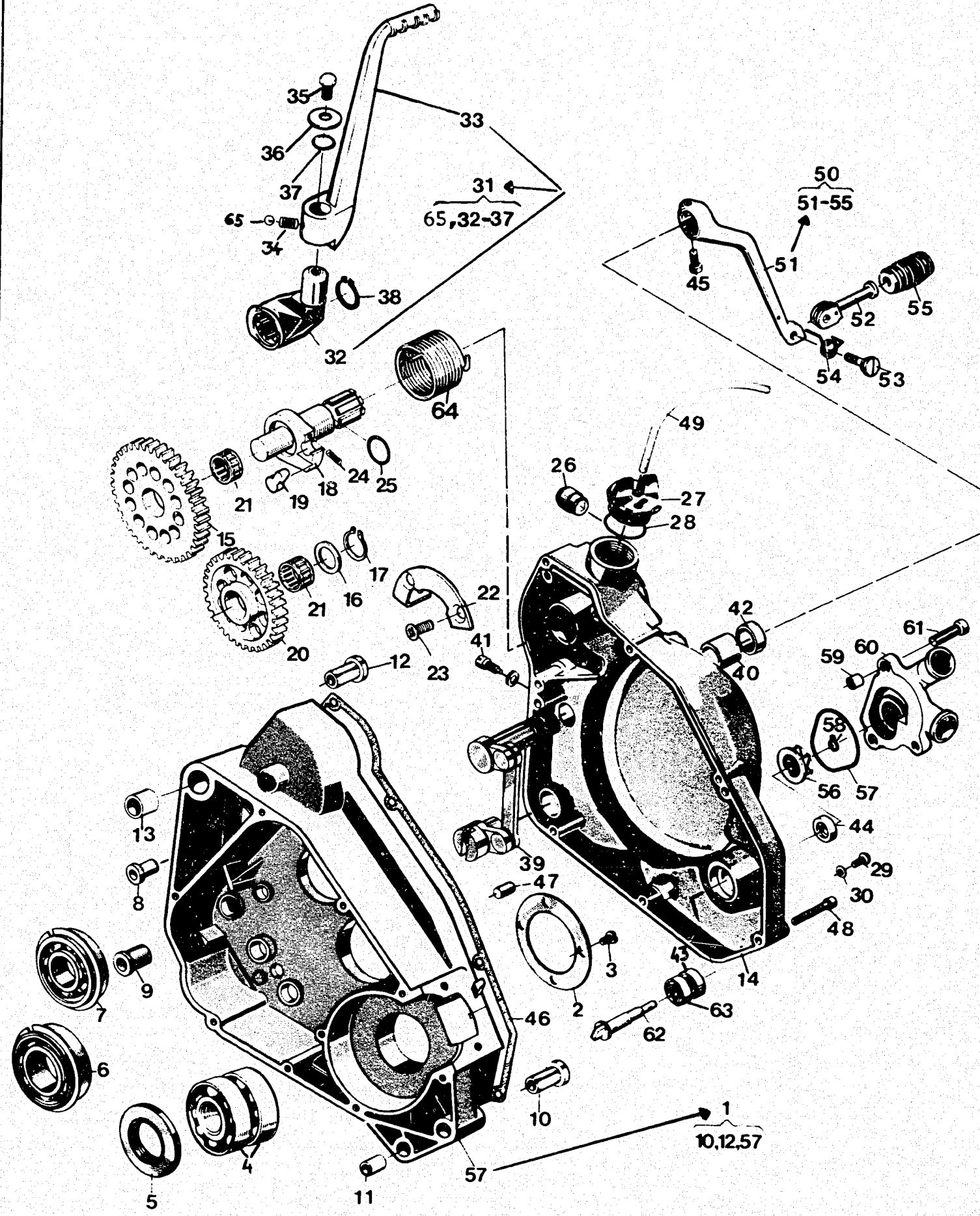
125.....D-10  
250XC, 500XC.....D-14  
250CR.....D-18  
500CR (4-speed)...D-20  
500CR (6-speed)...D-14



**GASKET SET SEE PG. C-15**

Fig	Reservdelsnummer Sparepart number	Antal - Quantity										Benämning, Description		
		125		250		500								
		CR	XC	CR	XC	CR	XC	CR	XC	CR	XC			
N 1	16 19 691-01	1	1											Vevhushalva, vänster Crankcase halve left
N	16 19 692-01	1	1											Vevhushalvor par Crankcase halves
2	16 11 566-01	1	1											Stödbricka Support washer
3	72 52 331-86	4	4											Skruv M5 x 20 Screw
4	73 82 204-25	2	2											Kullager SKF 3204/C3 Ball bearing
5	15 13 724-01	1	1											Tätning Seal
6	15 13 721-01	1	1											Kullager SKF 6205 NR/C3 Ball bearing
7	15 13 720-01	1	1											Kullager SKF 6303 NR/C3 Ball bearing
8	16 11 465-01	2	2											Bussning Bushing
9	12 25 356-01	1	1											Bussning Bushing
10	16 10 777-01	2	2											Flänsbussning Flange sleeve
11	16 10 776-01	1	1											Styrhylsa Steering sleeve
N 12	16 14 589-01	1	1											Flänsbussning Flange sleeve
N 13	16 14 590-01	1	1											Styrhylsa Steering sleeve
N 14	16 19 849-02	1	1											Vevhuskåpa, vänster Transmission cover
15	16 11 282-01	1	1											Kickhjul Gearwheel kickstart
16	15 13 714-01	1	1											Bricka Washer
17	73 53 118-00	1	1											Spårring Circlip
18	16 11 677-01	1	1											Kickaxel Kickshaft
19	16 11 680-01	1	1											Medbringare Pawl
20	16 11 281-01	1	1											Mellanhus Idle gear
21	16 11 675-01	1	1											Nållager Needle bearing
22	16 11 284-01	1	1											Fjäderhållare Spring holder
23	72 52 331-05	2	2											Skruv Screw
24	16 11 681-01	1	1											Fjäder Spring
25	74 04 313-10	2	2											O-ring
N 26	16 17 017-01	1	1											Buffert Buffert
27	16 10 786-01	1	1											Lock Cap
28	50 12 782-01	1	1											Packning Gasket
29	72 31 364-01	1	1											Skruv M6 x 10 Screw
30	16 10 823-01	1	1											Packning Gasket
N 31	16 11 086-01	1	1											Kickstartpedal, kpl Kick starter pedal compl.
32	16 11 672-02	1	1											Underdel, kick Lower part
N 33	16 11 083-01	1	1											Kickstartpedal Kick starter pedal
34	16 11 084-01	1	1											Fjäder Spring
35	72 55 366-01	1	1											Skruv M6 x 12 Screw
36	16 11 298-01	1	1											Bricka Washer
37	74 04 313-10	1	1											O-ring
38	73 53 122-00	1	1											Spårring Circlip
39	16 11 535-01	1	1											Växelmekanism, kpl Gear links compl.

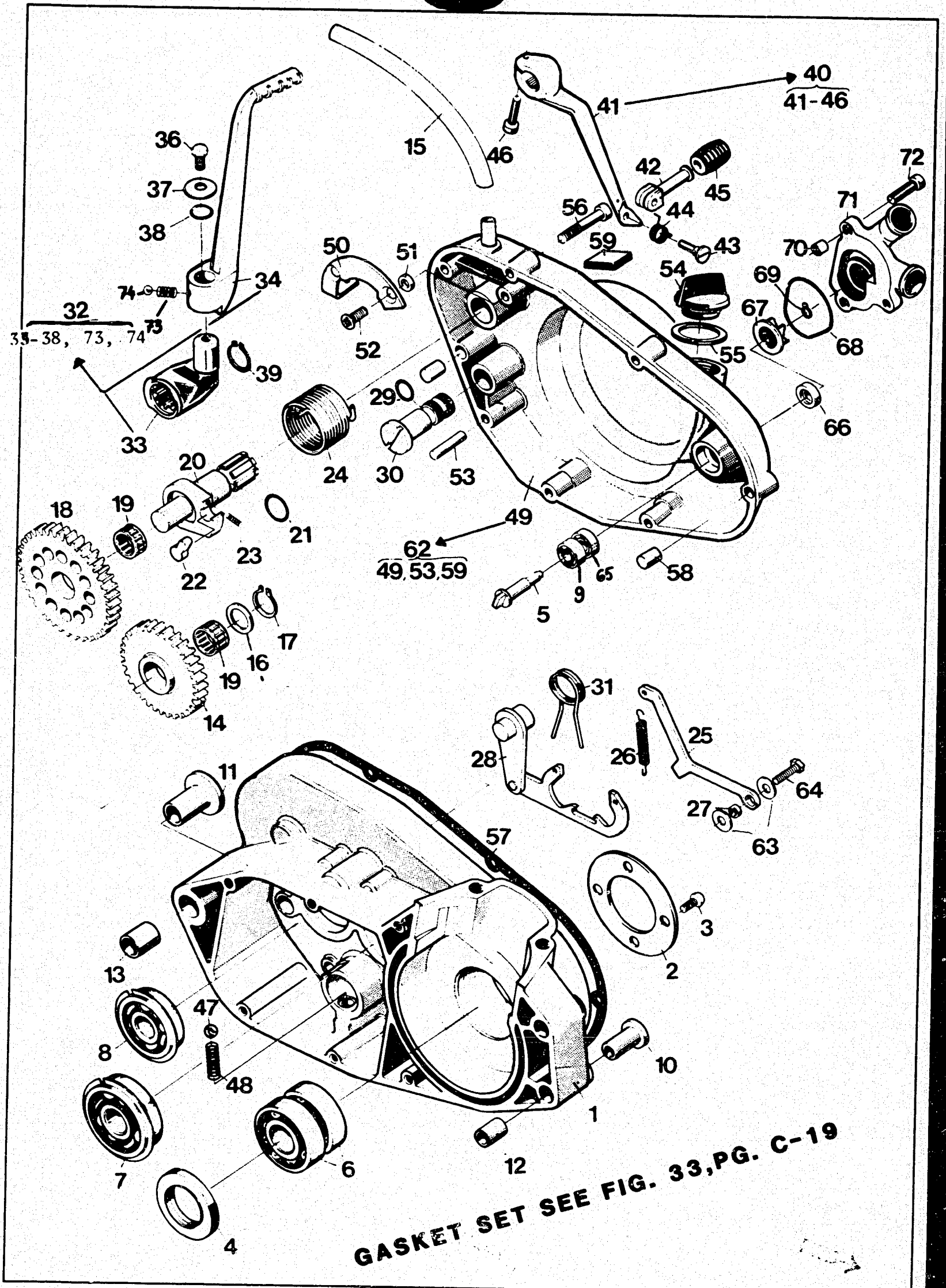




GASKET SET SEE PG. C-15







GASKET SET SEE FIG. 33, PG. C-19

Fig.	Reservdelsnummer Sparepart number	Antal - Quantity											Benämning, Description			
		125			250			400		500						
		CR		XC	CR	WRX	XC	WRX	CR	XC						
N	1	16 19 685-01				1	1	1								Vevhushalva, vänster komplett
N		16 19 688-01										1	1	1		Crankcase halve left
	2	16 10 779-01				1	1	1				1	1	1		Stödbricka
																Support washer
	3	72 52 331-86				4	4	4				4	4	4		Skruv M6S x 20
																Screw
	4	15 13 726-01				1	1	1				1	1	1		Tätning
																Seal
N	5	16 17 966-01				1	1	1				1	1	1		Pumpaxel
																Pump shaft
	6	73 82 205-25				2	2	2				2	2	2		Kullager
																Ball bearing
	7	15 13 721-01				1	1	1				1	1	1		Kullager
																Ball bearing
	8	15 13 720-01				1	1	1				1	1	1		Kullager
																Ball bearing
	9	73 82 198-00				1	1	1				1	1	1		Kullager
																Ball bearing
	10	16 10 777-01				2	2	2				2	2	2		Flänsbussning
																Flange sleeve
N	11	16 14 589-01														Flänsbussning
																Flange sleeve
	12	16 10 776-01				1	1	1				1	1	1		Styrhylsa, fram
																Steering sleeve
N	13	16 14 590-01				1	1	1				1	1	1		Styrhylsa, bak
																Steering sleeve
	14	16 11 271-01				1	1	1				1	1	1		Mellanhus
																Cog wheel
	15	16 14 540-01				1	1	1				1	1	1		Ventilationsslang
																Ventilation hose
	16	15 13 714-01				1	1	1				1	1	1		Bricka
																Washer
	17	73 53 118-00				1	1	1				1	1	1		Spårring
																Circlip
	18	16 11 270-01				1	1	1				1	1	1		Kugghjul
																Gear wheel
	19	16 11 675-01				2	2	2				2	2	2		Nålhylsa
																Sleeve
	20	16 11 677-01				1	1	1				1	1	1		Kickaxel
																Shaft
	21	74 04 313-10				1	1	1				1	1	1		O-ring
																O-ring
	22	16 11 680-01				1	1	1				1	1	1		Medbringare
																Driving
	23	16 11 681-01				1	1	1				1	1	1		Fjäder
																Spring
	24	16 11 682-01				1	1	1				1	1	1		Kickfjäder
																Spring
	25	16 11 683-01				1	1	1				1	1	1		Lägeshake
																Hook link
	26	16 11 684-01				1	1	1				1	1	1		Fjäder
																Spring
	27	16 11 216-01				1	1	1				1	1	1		Bussning
																Bushing
	28	16 11 686-01				1	1	1				1	1	1		Växelmatare
																Kicker
	29	74 04 310-10				2	2	2				2	2	2		O-ring
																O-ring
	30	16 11 746-01				1	1	1				1	1	1		Växlingsaxel
																Shaft
	31	16 11 692-01				1	1	1				1	1	1		Återgångsfjäder
																Return spring
N	32	16 11 086-01				1	1	1				1	1	1		Kickstartev
																Kick starter cpl.
	33	16 11 672-01				1	1	1				1	1	1		Underdel, kick
																Lower part, kickstarter
N	34	16 11 083-01				1	1	1				1	1	1		Kickstartpedal
																Kick starter pedal
	36	72 55 366-01				1	1	1				1	1	1		Skruv M6 x 12
																Screw

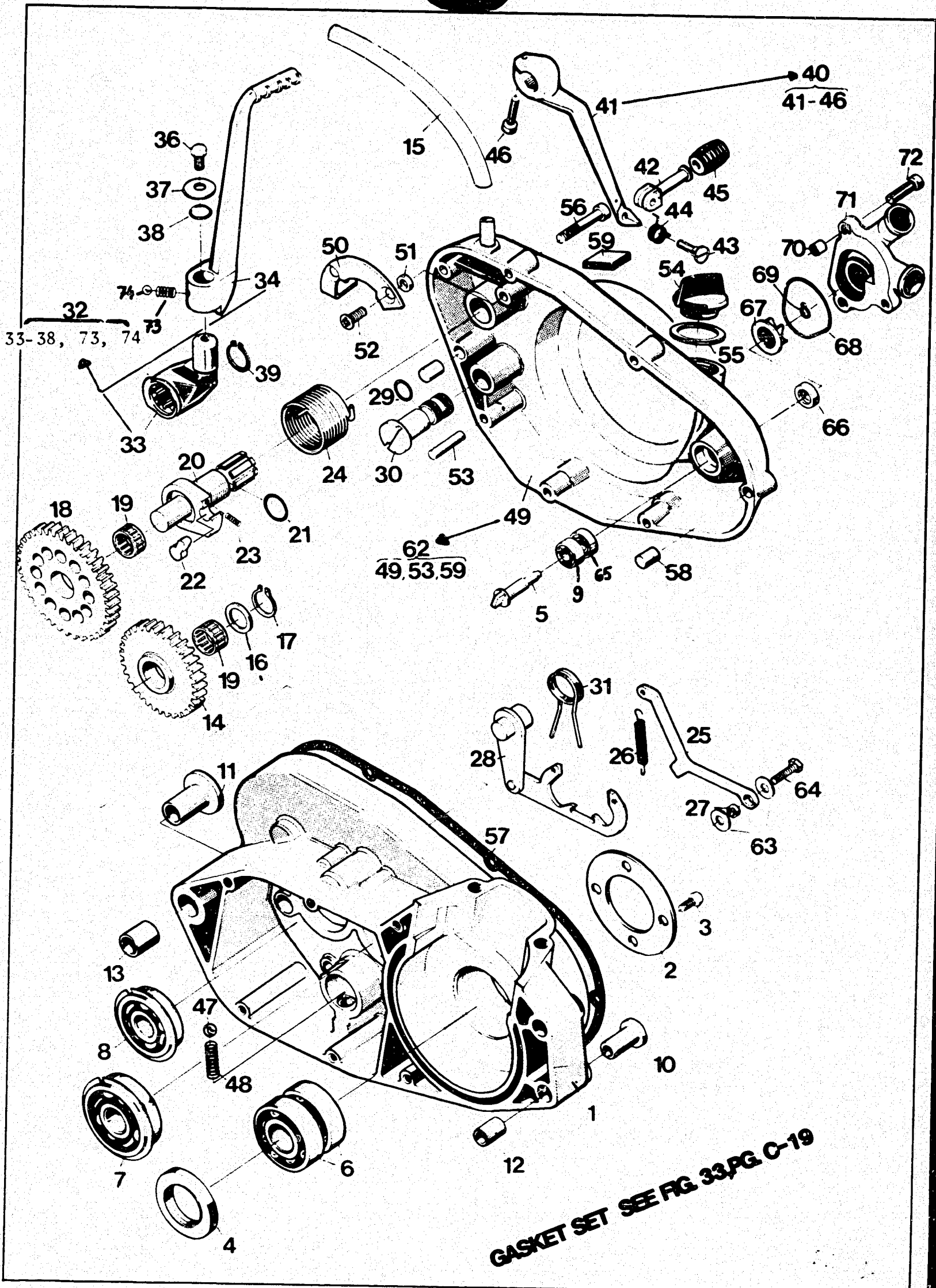


Fig.	Reservdelsnummer Sparepart number	Antal - Quantity											Benämning, Description
		125			250			400		500			
		CR		XC	CR	WRX	XC	WRX	CR	XC			
37	16 11 298-01				1	1	1		1	1	1		Bricka Washer
38	74 04 313-10				1	1	1		1	1	1		O-ring
39	73 53 122-00				1	1	1		1	1	1		Spärring Circlip
40	16 12 683-01				1	1	1		1	1	1		Fotväxelpedal, kpl Shift lever compl
43	16 12 686-01				1	1	1		1	1	1		Ledskruv Screw
44	16 12 687-01				1	1	1			1	1		Fjäder Spring
45	16 12 688-01				1	1	1		1	1	1		Pedalgummi Pedal rubber
46	72 55 370-01				1	1	1		1	1	1		Skruv M6 x 22 Screw
47	73 86 130-03				1	1	1		1	1	1		Kula Ball
48	16 12 745-01				1	1	1		1	1	1		Fjäder Spring
50	16 11 704-01				1	1	1		1	1	1		Fjäderhållare Spring holder
51	16 11 706-01				2	2	2		2	2	2		Distans Distance
52	72 43 370-50				2	2	2		2	2	2		Skruv M6 x 20 Screw
53	72 01 361-50				1	1	1		1	1	1		Räffelpinne Pin
54	50 11 538-03				1	1	1		1	1	1		Lock Cap
55	50 12 782-01				1	1	1		1	1	1		Packning Gasket
56	72 55 379-01				6	6	6		6	6	6		Skruv M6 x 45 Screw
57	16 11 650-01				1	1	1		1	1	1		Packning Gasket
58	16 11 708-01				2	2	2		2	2	2		Styrhylsa Steering sleeve
59	16 11 709-02				1	1	1		1	1	1		Gummistop, kickstart Buffer
62	16 19 845-02				1	1	1		1	1	1		Vevhuskåpa vänster, kpl. Transmission cover compl.
63	15 13 734-01				2	2	2		2	2	2		Bricka 6.4 x 14 Washer
64	72 52 368-53				1	1	1		1	1	1		Skruv M6 x 16 Screw
N 65	73 82 198-04				1	1	1		1	1	1		Lager Bearing
66	16 17 958-01				1	1	1		1	1	1		Tätning Seal
67	16 17 951-01				1	1	1		1	1	1		Pumphjul Pump wheel
68	74 04 834-03				1	1	1		1	1	1		O-ring
69	73 53 108-00				1	1	1		1	1	1		Låsring Circlip
70	16 17 955-01				2	2	2		2	2	2		Styrstift Peg
71	16 17 967-01				1	1	1		1	1	1		Pumphus Pump housing
72	72 55 371-01				3	3	3		3	3	3		Skruv M6 x 22 Screw
73	16 11 084-01				1	1	1		1	1	1		Fjäder Spring
74	73 86 120-03				1	1	1		1	1	1		Kula Ball

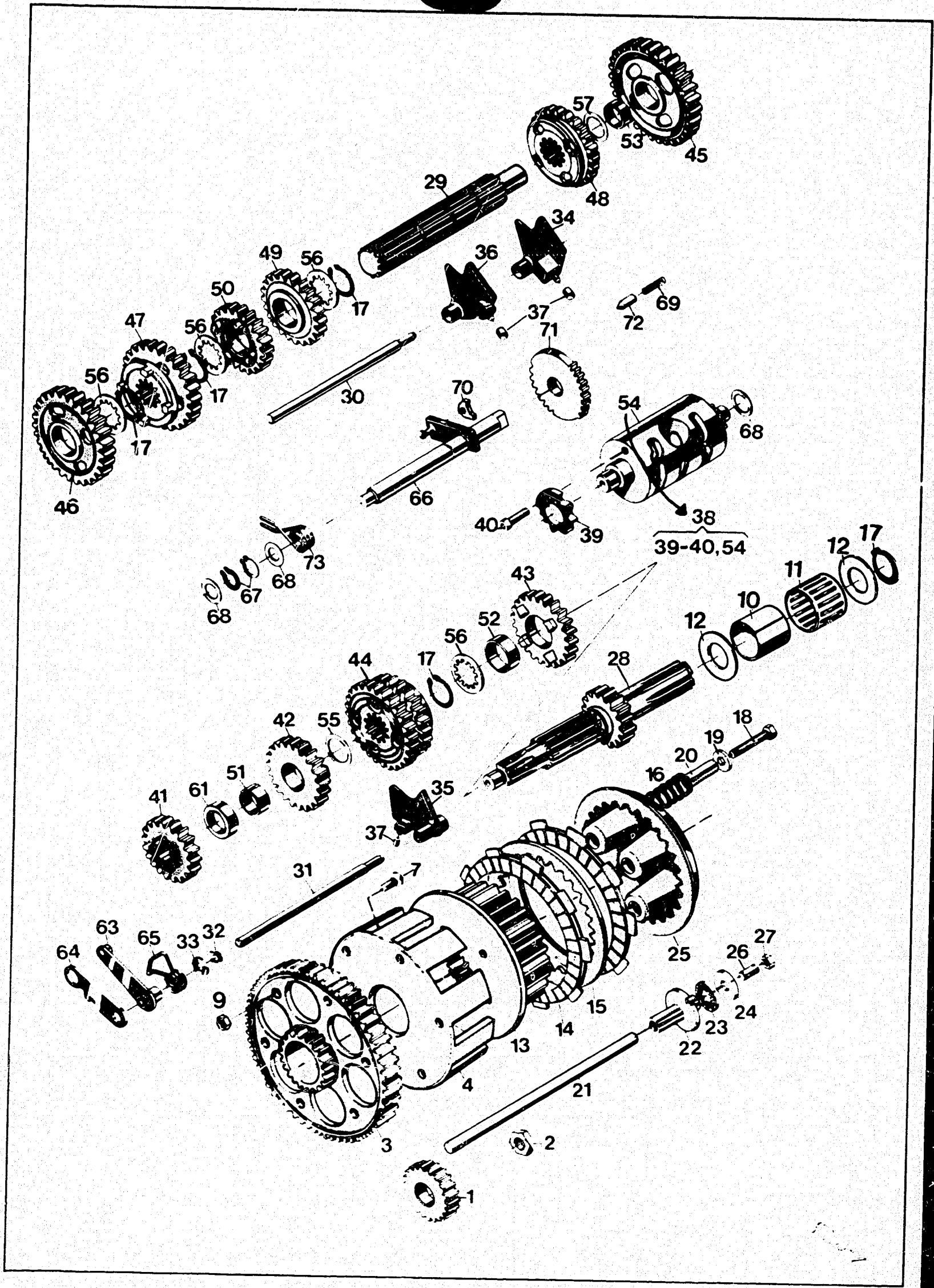




Fig	Reservdelnummer Sparepart number	Antal - Quantity												Benämning, Description
		125			250			500						
		CR		XC	CR		XC	CR		XC				
1	16 11 174-01	1		1										Drivhjul z = 29 Driving gear
2	16 11 175-01	1		1										Mutter Nut
3	16 11 283-01	1		1										Kopplingskrans Clutch gear
4	16 11 203-01	1		1										Kopplingskorg Clutch ring
7	72 56 367-55	6		6										Skruv M6 x 16 Screw
9	73 12 316-55	6		6										Mutter Nut
10	16 11 670-01	1		1										Innerring Internal ring
11	16 11 671-01	1		1										Nållager Needle bearing
12	16 11 155-01	2		2										Bricka Washer
13	16 11 156-01	1		1										Kopplingscentrum Clutch hub
14	16 15 106-01	7		7										Lamell m. belägg Disc w. lining
15	16 15 107-01	6		6										Lamell Disc
16	16 15 265-01	5		5										Kopplingsfjäder Clutch spring
17	73 53 126-00	4		4										Spårring Circlip
18	72 52 378-71	5		5										Skruv M6 x 40 Screw
19	73 44 926-01	5		5										Bricka Washer
20	16 11 169-01	5		5										Distanshylsa Distance sleeve
N 21	16 17 003-02	1		1										Tryckstång Push rod
22	16 11 170-01	1		1										Axelhylsa Shaft sleeve
23	16 11 166-01	1		1										Axiallager Axial bearing
24	16 11 167-01	1		1										Axialbricka Axial washer
25	16 11 168-01	1		1										Tryckskiva Pressure plate
26	78 85 370-00	1		1										Skruv TSS6 x 20 Screw
27	15 13 703-01	1		1										Mutter M6 Nut
28	16 12 345-01			1										Huvudaxel z = 14 Clutch shaft
	16 11 697-01	1												Huvudaxel z = 15 Clutch shaft
29	16 11 280-01	1		1										Hjälpaxel Sprocket shaft
30	16 12 843-01	1		1										Axel Shaft
31	16 12 484-01	1		1										Axel Shaft
32	73 53 112-00	1		1										Spårring Circlip
33	16 12 485-01	1		1										Bricka Washer
N 34	16 11 082-01	1		1										Växelförare kpl 1-5 Gear striker
N 35	16 11 081-01	1		1										Växelförare kpl 3-4 Gear striker
N 36	16 11 080-01	1		1										Växelförare kpl 6-2 Gear striker
37	16 12 424-01	3		3										Ledrulle Guide roller
38	16 12 486-01	1		1										Kulssrulle kpl Linkroller compl
39	16 12 488-01	1		1										Spårrhjul Ratchet wheel
40	72 55 366-06	1		1										Skruv M6 x 12 Screw
41	16 12 351-01			1										Kugghjul 2 an z = 17 Gear wheel



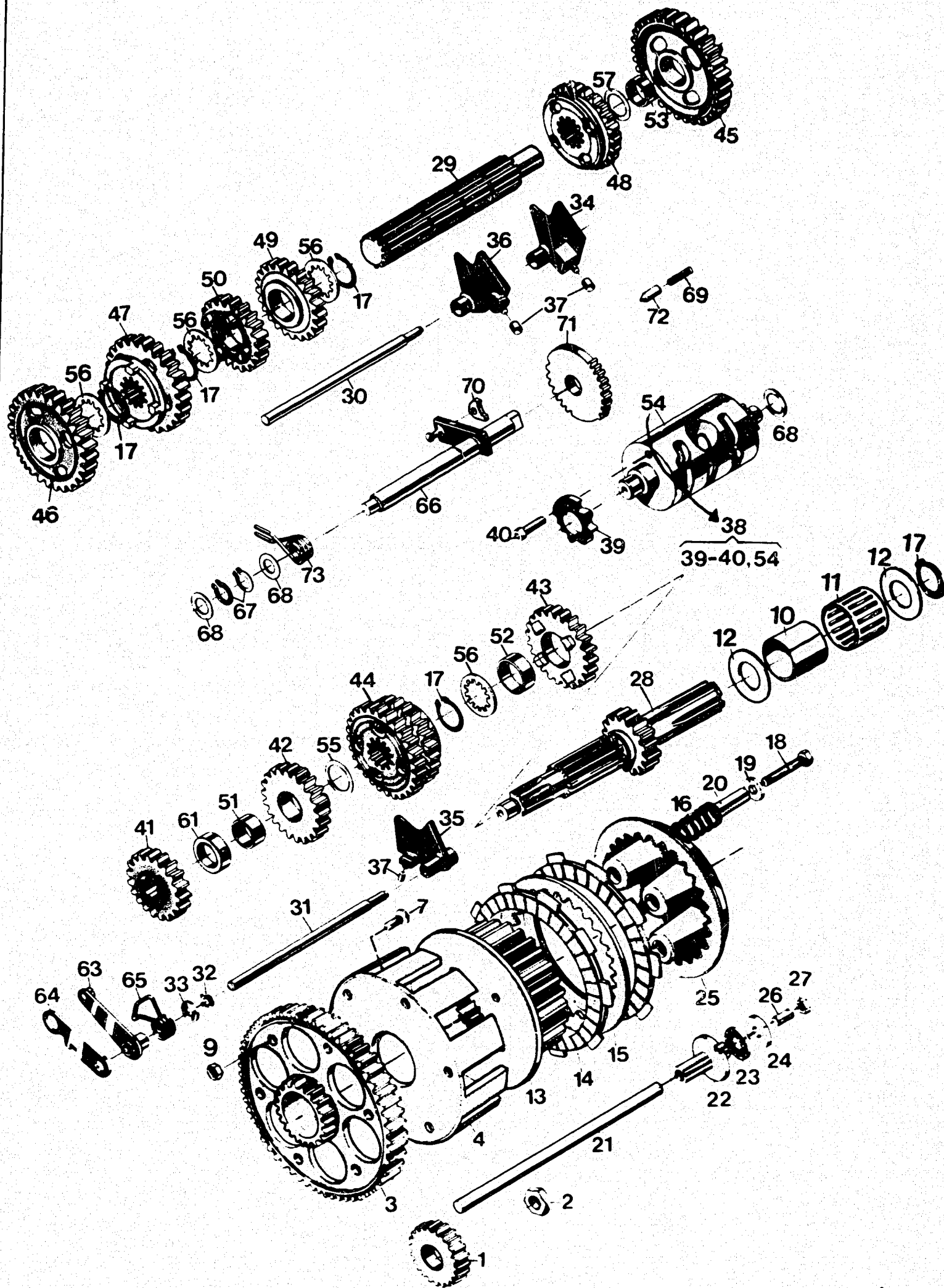


Fig.	Reservdelsnummer Sparepart number	Antal - Quantity										Benämning, Description	
		125		250				500					
		CR	XC	CR	XC	CR	XC	CR	XC				
N	16 16 006-01	1											Kuggjul 2: an z = 18 Gear wheel
42	16 12 363-01	1											Kuggjul 3: an z = 21 Gear wheel
	16 12 349-01		1										Kuggjul 3: an z = 20 Gear wheel
43	16 11 837-01		1										Kuggjul 4: an z = 23 Gear wheel
N	16 16 007-01	1											Kuggjul 4: an z = 21 Gear wheel
44	16 12 390-01		1										Kuggjul 5-6: an z = 25, 27 Gear wheel
N	16 16 008-01	1											Kuggjul 5: an, 6: an z = 23, 24 Gear wheel
45	16 11 711-01	1											Kuggjul 1: an z = 31 Gear wheel
	16 12 346-01		1										Kuggjul 1: an z = 33 Gear wheel
46	16 12 347-01		1										Kuggjul 2: an z = 29 Gear wheel
N	16 16 009-01	1											Kuggjul 2: an z = 28 Gear wheel
47	16 12 386-01	1											Kuggjul 3: an z = 26 Gear wheel
	16 12 387-01		1										Kuggjul 3: an z = 26 Gear wheel
48	16 12 388-01		1										Kuggjul 4: an z = 24 Gear wheel
N	16 16 010-01	1											Kuggjul 5: an z = 22 Gear wheel
49	16 11 715-01		1										Kuggjul 5: an z = 22 Gear wheel
N	16 16 011-01	1											Kuggjul 6: an z = 22 Gear wheel
N	16 16 012-01	1											Kuggjul 6: an z = 20 Gear wheel
	16 12 357-01		1										Lagerhylsa Sleeve
51	16 12 480-01	1	1										Lagerhylsa Sleeve
52	16 12 418-01	1	1										Lagerhylsa Sleeve
53	16 12 415-01	1	1										Lagerhylsa Sleeve
55	16 12 842-01	1	1										Washer
56	16 11 717-01	4	4										Washer
57	15 13 714-01	1	1										Stödbricka Washer
61	16 12 481-01	1	1										Distansring Spacer
63	16 12 489-01	1	1										Spärrarm Ratchet arm
64	16 12 493-01	1	1										Distansarm Distance arm
65	16 12 494-01	1	1										Fjäder Spring
66	16 11 279-01	1	1										Vaxlingsaxel Gear shaft
67	73 53 117-00	2	2										Spårring Circlip
68	50 32 300-14	3	3										Bricka Washer
69	16 12 593-01	1	1										Fjäder Spring
70	16 12 895-01	1	1										Medbringare Pawl
71	16 12 870-01	1	1										Stegmatore Stepteder
72	16 12 455-01	1	1										Spärrhylsa Ratchet sleeve
73	16 12 594-01	1	1										Fjäder Spring

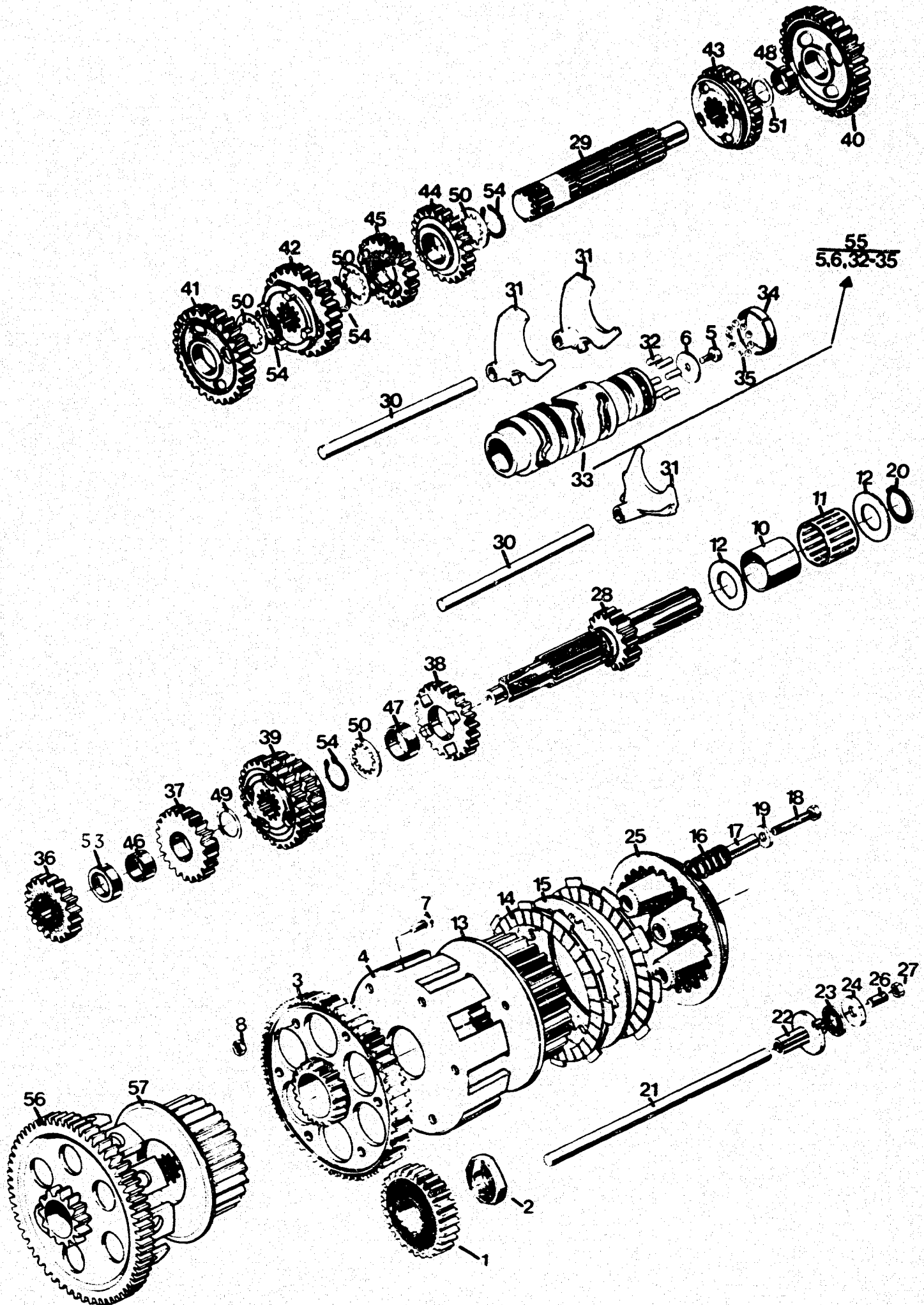


Fig	Reservdelnummer Sparepart number	Antal - Quantity											Benämning, Description
		125			250			400		500		XC	
		CR	XC	CR	WRX	XC	WRX	CR	XC				
1	16 11 175-01 16 11 885-01 16 11 178-01					1	1		1	1	1		Drivhjul Driving gear
2	16 11 101-01					1	1		1	1	1		Mutter Nut
3	16 14 42*-01									1	1		Kopplingskrans Gear wheel, clutch
4	16 11 203-01									1	1		Kopplingskorg
5	72 52 364-86					1	1		1	1	1		Skruv M6 x 10 Screw
6	15 13 709-01					1	1		1	1	1		Bricka 6.5 x 22 Washer
7	72 56 367-55									6	6		Skruv Screw
8	73 12 316-55									6	6		Mutter M6 Nut
10	16 11 670-01					1	1		1	1	1		Innerring Internal ring
11	16 11 671-01					1	1		1	1	1		Nålhållare Needle ring
12	16 11 155-01					2	2		2	2	2		Bricka Washer
13	16 11 156-01									1	1		Kopplingscentrum Clutch hub
14	16 15 106-01					8	8		8	7	7		Lamell Disc
15	16 15 107-01					7	7		7	6	6		Lamell Disc
16	16 15 265-01					5	5		5	5	5		Kopplingsfjäder Clutch spring
17	16 11 169-01					5	5		5	5	5		Distanshylsa Distance sleeve
18	72 52 378-71					5	5		5	5	5		Skruv M6 x 40 Screw
19	73 44 926-01					5	5		5	5	5		Bricka Washer
20	73 53 126-00					1	1		1	1	1		Spårring Circlip
21	16 17 003-01					1	1		1	1	1		Tryckstång Push rod
22	16 11 170-01					1	1		1	1	1		Axeldel Shaft
23	16 11 166-01					1	1		1	1	1		Axiallager Axial bearing
24	16 11 167-01					1	1		1	1	1		Axialbricka Axial washer
25	16 11 168-01					1	1		1	1	1		Tryckskiva Pressure plate
26	22 21 370-06					1	1		1	1	1		Skruv Screw
27	15 13 703-01					1	1		1	1	1		Mutter Nut
28	16 12 360-01 16 12 345-01								1		1		Huvudaxel Clutch shaft Huvudaxel Clutch shaft
29	16 12 350-01					1	1		1	1	1		Hjälpaxel Sprocket shaft
30	16 11 699-01					2	2		2	2	2		Axel Shaft
31	16 12 384-01					3	3		3	3	3		Växelförare Gear striker
32	72 01 268-50					6	6		6	6	6		Pinne Pin
34	16 12 699-01					1	1		1	1	1		Kulbana Outer race
35	73 86 120-03					11	11		11	11	11		Kula Ball
36	16 12 362-01 16 12 351-01								1		1		Kugghjul 2 an Huvudaxel Gear wheel
37	16 12 363-01 16 12 349-01					1	1		1		1		Kugghjul 3 an Huvudaxel Gear wheel
38	16 11 837-01					1	1		1	1	1		Kugghjul 4 an Huvudaxel Gear wheel
39	16 12 390-01					1	1		1	1	1		Kugghjul 5 an-6 an Huvudaxel Gear wheel
40	16 12 361-01 16 12 346-01					1	1		1		1		Kugghjul 1 an Hjälpaxel Gear wheel
41	16 12 365-01						1		1		1		Kugghjul 2 an Hjälpaxel

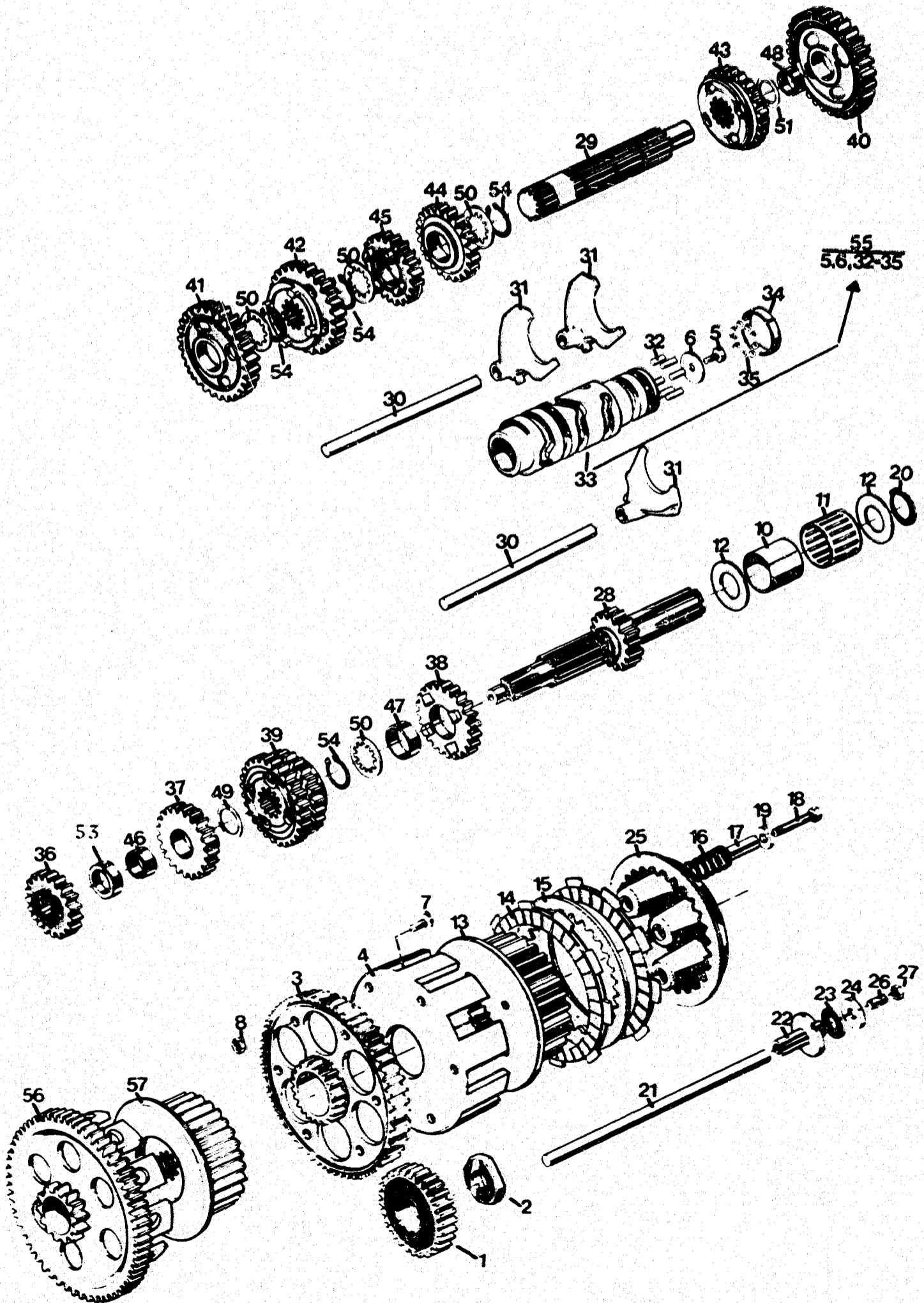
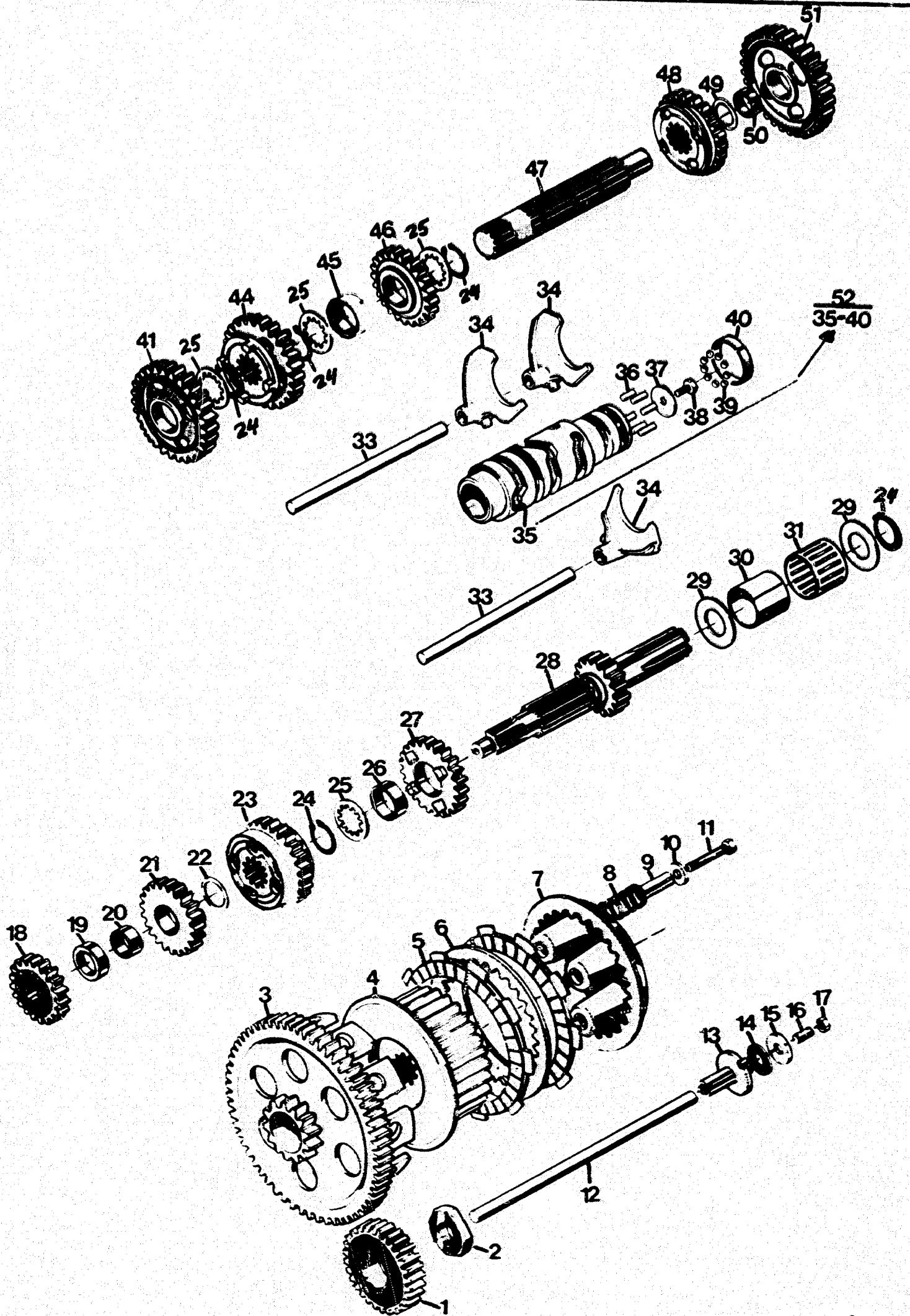


Fig.	Reservdelnummer Sparepart number	Antal - Quantity										Benämning - Description			
		125		250			400		500						
		CR	XC	CR	WRX	XC	WRX	CR	XC						
42	16 12 347-01						1	1				1		Gear wheel	
	16 12 386-01											1		1	Kuggjul 3:an Hjälpaxel
	16 12 387-01						1	1				1		1	Gear wheel
43	16 12 388-01						1	1				1		1	Kuggjul 4:an Hjälpaxel
															Gear wheel
44	16 11 715-01						1	1				1		1	Kuggjul 5:an Hjälpaxel
															Gear wheel
45	16 12 357-01						1	1				1		1	Kuggjul 6:an Hjälpaxel
															Gear wheel
46	16 12 480-01						1	1				1		1	Lagerhylsa 3:an Huvudaxel
															Sleeve
47	16 12 418-01						1	1				1		1	Lagerhylsa 4:an Huvudaxel
															Sleeve
48	16 12 415-01						1	1				1		1	Lagerhylsa 1:an Hjälpaxel
															Sleeve
49	16 12 842-01						1	1				1		1	Stöbricka
															Washer
50	16 11 717-01						4	4				4		4	Stöbricka
															Washer
51	15 13 714-01						1	1				1		1	Stöbricka
															Washer
53	16 12 481-01						1	1				1		1	Distansring, huvudaxel
															Spacer, clutch shaft
54	73 53 126-00						4	4				4		4	Spårring
															Circlip
55	16 11 701-01						1	1				1		1	Kulissrulle, kpl.
56	16 11 426-01											1		1	Link roller
56	16 11 669-01						1	1							Kopplingskrans
															Gear wheel clutch
57	16 15 088-01						1	1				1		1	Kopplingscentrum
															Clutch hub

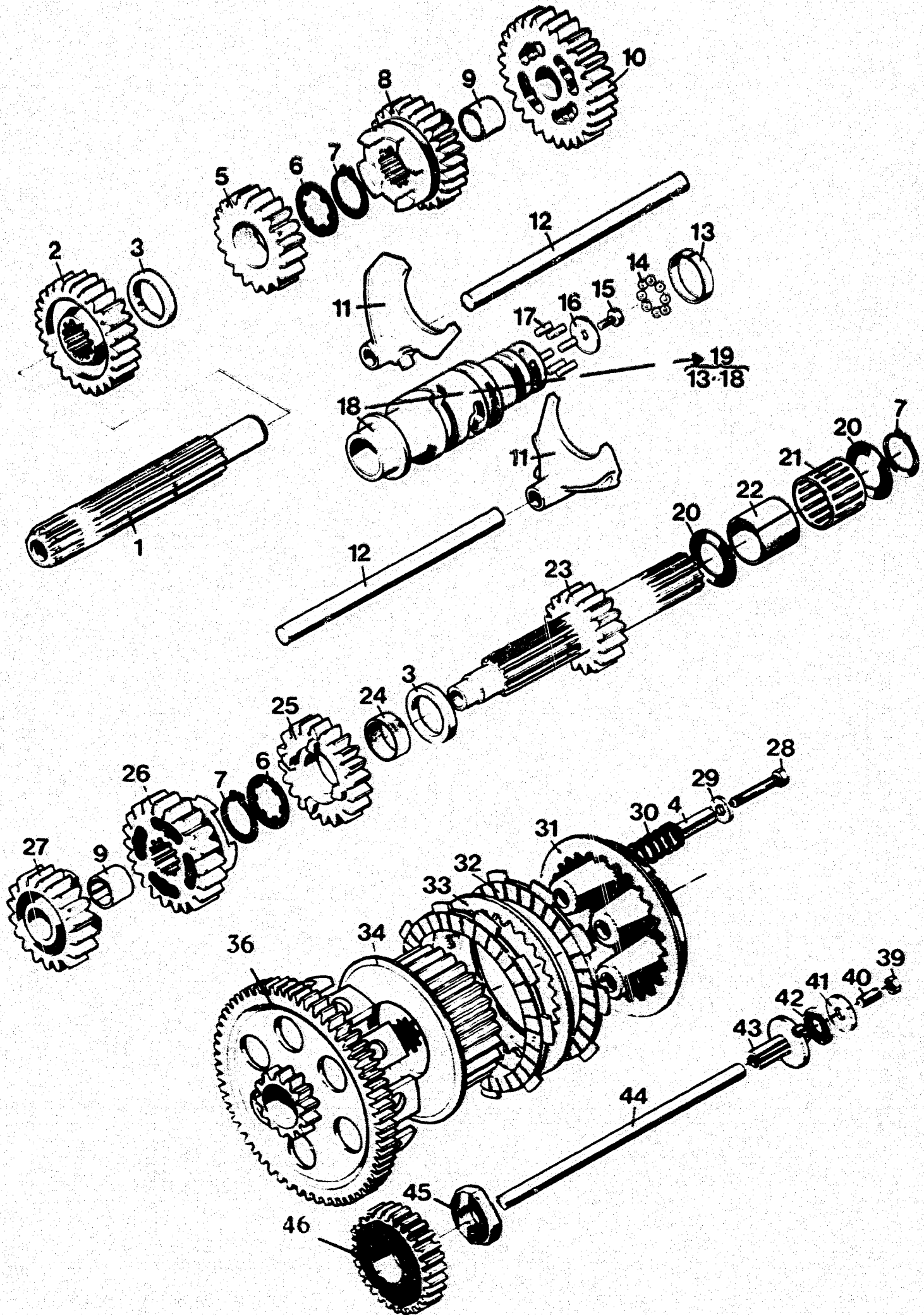






## D-19

Fig	Reservdelnummer Sparepart number	Antal - Quantity										Benämning, Description
		125		250				500				
		CR	XC	CR	XC	CR	XC	CR	XC			
1	16 11 178-01					1						Drivhjul. Driving gear
2	16 11 101-01					1						Mutter. Nut
3	16 11 669-01					1						Kopplingskrans Gear wheel, clutch
4	16 15 088-01					1						Kopplingscentrum Clutch hub
5	16 15 106-01					8						Lamell med belägg Clutch plate with lining
6	16 15 107-01					7						Lamell. Clutch plate
7	16 11 168-01					1						Tryckplatta. Pressure plate
8	16 15 265-01					5						Fjäder. Spring
9	16 11 169-01					5						Distans. Spacer
10	73 44 926-01					5						Bricka. Washer
11	72 52 378-71					5						Skruv M6 x 40. Screw
12	16 17 003-01					1						Tryckstång. Push rod
13	16 11 170-01					1						Axeldel. Shaft
14	16 11 166-01					1						Axiallager. Bearing
15	16 11 167-01					1						Axialbricka. Washer
16	72 85 370-00					1						Skruv M6 x 20. Screw
17	15 13 703-01					1						Mutter. Nut
18	16 12 352-01					1						Kugghjul 2:an. Gear wheel 2:nd
19	16 12 481-01					1						Distans. Spacer
20	16 12 480-01					1						Lagerhylsa. Slesve
21	16 11 703-01					1						Kugghjul 3:an. Gear wheel 3:rd
22	16 12 842-01					1						Bricka. Washer
N 23	16 14 595-01					1						Kugghjul 5:an. Gear wheel 5:th
24	73 53 126-00					5						Spärring. Circlip
25	16 11 717-01					4						Stödbricka. Washer
26	16 12 418-01					1						Lagerhylsa. Sleeve
27	16 11 837-01					1						Kugghjul 4:an. Gear wheel 4:th
28	16 16 002-01					1						Huvudaxel. Mainshaft
29	16 11 155-01					2						Bricka. Washer
30	16 11 670-01					1						Innerring. Sleeve
31	16 11 671-01					1						Nållager. Needle bearing
33	16 11 699-01					2						Axel. Shaft
34	16 12 384-01					3						Växelförare. Shift fork
36	72 01 268-50					6						Pinne. Pin
37	15 13 709-01					1						Bricka. Washer
38	72 52 364-86					1						Skruv M6 x 10. Screw
39	73 86 120-03					11						Kula. Ball
40	16 12 699-01					1						Kulbana. Race
41	16 12 354-01					1						Kugghjul 2:an. Gear wheel 2:nd
44	16 12 385-01					1						Kugghjul 3:an. Gear wheel 3:rd
N 45	16 14 594-01					1						Distans. Spacer
46	16 11 715-01					1						Kugghjul 5:an. Gear wheel 5:th
47	16 12 350-01					1						Hjälpaxel. Auxiliary shaft
48	16 12 388-01					1						Kugghjul 4:an. Gear wheel 4:th
49	15 13 714-01					1						Bricka. Washer
50	16 12 415-01					1						Lagerhylsa. Sleeve
51	16 16 003-01					1						Kugghjul 1:an. Gear wheel 1:st
N 52	16 14 596-01					1						Kulssrulle kpl. Shift drum




N	Fig.	Detailnummer Partnumber	Antal Quantity 500 CR	Benämning Description
	1	16 12 369-01	1	Hjälpaxel. Auxiliary shaft
	2	16 12 377-01	1	Kuggjul 2:an. Gearwheel 2:nd z = 26
	3	16 12 383-01	2	Distans. Spacer
	4	16 11 169-01	5	Distans. Spacer
	5	16 12 379-01	1	Kuggjul 4:an. Gearwheel 4:th z = 22
	6	16 11 717-01	2	Stödbricka. Support washer
	7	73 53 126-00	3	Spårring. Circlip
	8	16 12 378-01	1	Kuggjul 3:an. Gearwheel 3:rd z = 24
	9	16 12 380-01	2	Lagerhylsa. Bearing sleeve
	10	16 12 376-01	1	Kuggjul 1:an. Gearwheel 1:st z = 29
	11	16 12 384-01	2	Växelörare. Shiftfork
	12	16 11 699-01	2	Axel. Shaft
	13	16 12 699-01	1	Kulbana. Outer race
	14	73 86 120-03	11	Kula. Ball
	15	72 52 364-86	1	Skruv M6 x 10. Screw
	16	15 13 709-01	1	Bricka 6.5 x 22 x 1.5. Washer
	17	72 01 268-50	6	Pinne. Pin
	19	16 12 371-01	1	Kulissrulle. kpl. Linkroller compl.
	20	16 11 155-01	2	Bricka. Washer
	21	16 11 671-01	1	Nållager. 28 x 33 x 27. Needle bearing
	22	16 11 670-01	1	Innerring. Bearing sleeve
	23	16 12 368-01	1	Huvudaxel. mainshaft z = 17
	24	16 12 381-01	1	Lagringshylsa. Bearing sleeve
	25	16 12 374-01	1	Kuggjul 3:an. Gearwheel 3:rd z = 23
	26	16 12 375-01	1	Kuggjul 4:an. Gearwheel 4:th z = 25
	27	16 12 373-01	1	Kuggjul 2:an. Gearwheel 2:nd z = 20
	28	72 52 378-71	5	Skruv. M6 x 40. Screw
	29	73 44 926-01	5	Bricka. 8.4 x 17. Washer
	30	16 15 265-02	5	Kopplingsfjäder. Clutch spring
	31	16 11 168-01	1	Tryckskiva. Pressure plate
	32	16 15 106-01	8	Lamell med belägg. Disc with lining
	33	16 15 107-01	7	Lamell. Disc
	34	16 15 088-01	1	Kopplingscentrum. Clutch hub
	36	16 15 089-01	1	Kopplingskorg. Clutch ring
	39	15 13 703-01	1	Mutter M6. Nut
	40	72 85 370-00	1	Skruv M6. Screw
	41	16 11 167-01	1	Bricka. Washer
	42	16 11 166-01	1	Axiallager. Bearing
	43	16 11 170-01	1	Axeldel. Shaft
	44	16 11 673-01	1	Tryckstång. Push rod
	45	16 11 101-01	1	Mutter. Nut
	46	16 11 075-01	1	Drivjul. Drive gear






## ROW INDEX

### E



E-2



125.....E-4  
250.....E-8  
500.....E-12



E-16



E-18

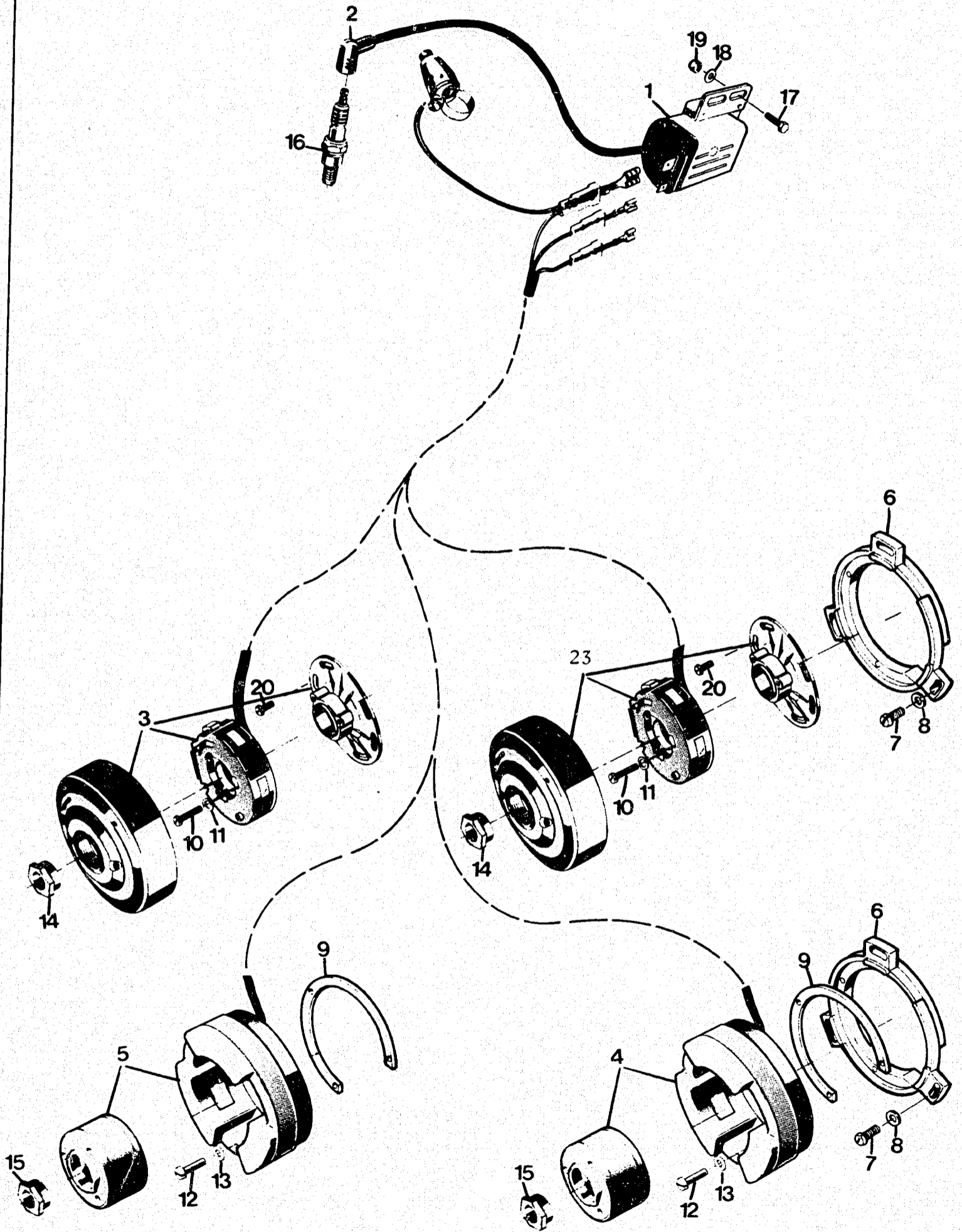




Fig.	Reservdelsnummer Sparepart number	Antal - Quantity										Benämning, Description
		125			250			400		500		
		CR		XC	CR	WRX	XC	WRX	CR	XC		
1	16 14 714-01	1		1	1	1	1	1	1	1		Tändspole. Ignition coil
2	16 14 635-01	1		1	1	1	1	1	1	1		Tändhatt. Spark plug cup
3	16 14 801-01			1								Magnet kpl. Magneto compl.
4	16 14 759-01								1			Magnet kpl. Magneto compl.
5	16 14 790-01	1			1							Magnet kpl. Magneto compl.
6	16 14 165-01				1	1	1	1	1	1		Fästplatta. Mounting plate
7	72 55 332-55				3	3	3	3	3	3		Skruv M5 x 22. Screw
8	15 13 730-01				3	3	3	3	3	3		Bricka. Washer
9	16 14 167-01	1		1	1				1			Distansplatta. Spacer
10	72 55 295-55			3		3	3	3		3		Skruv M4 x 20. Screw
11	73 44 851-01			3		3	3	3		3		Bricka. Washer
12	72 55 335-55	3			3				3			Skruv M5 x 25. Screw
13	15 13 730-01	3			3				3			Bricka. Washer
14	16 11 191-02			1		1	1	1		1		Mutter. Nut
15	16 11 191-03	1			1				1			Mutter. Nut
16	16 14 769-01				1	1	1	1	1	1		Tändstift Bosch W4C. Sparkplug
	16 14 769-02	1		1								Tändstift Bosch W3C. Sparkplug
17	72 52 368-51	2		2	2	2	2	2	2	2		Skruv M6 x 16. Screw
18	73 41 153-01	2		2	2	2	2	2	2	2		Bricka. Washer
19	73 22 116-01	2		2	2	2	2	2	2	2		Mutter M6. Nut
23	16 14 794-01					1	1	1		1		Magneto compl.



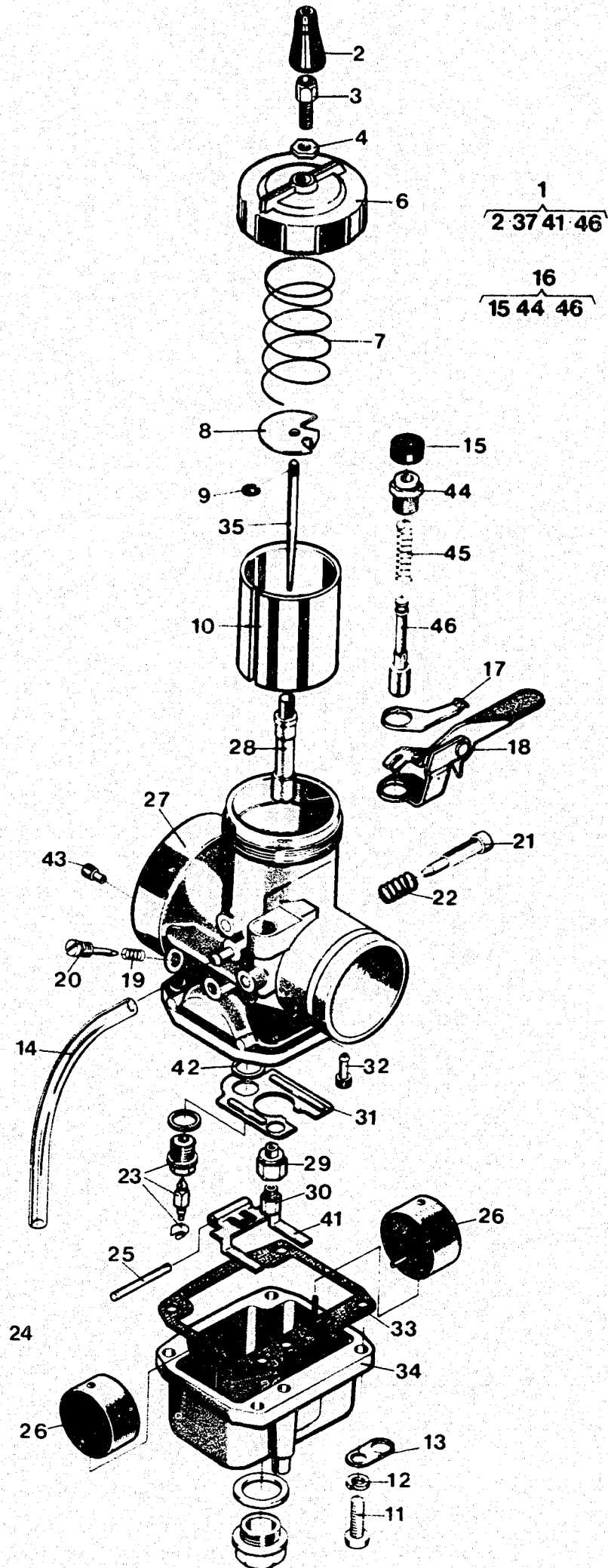
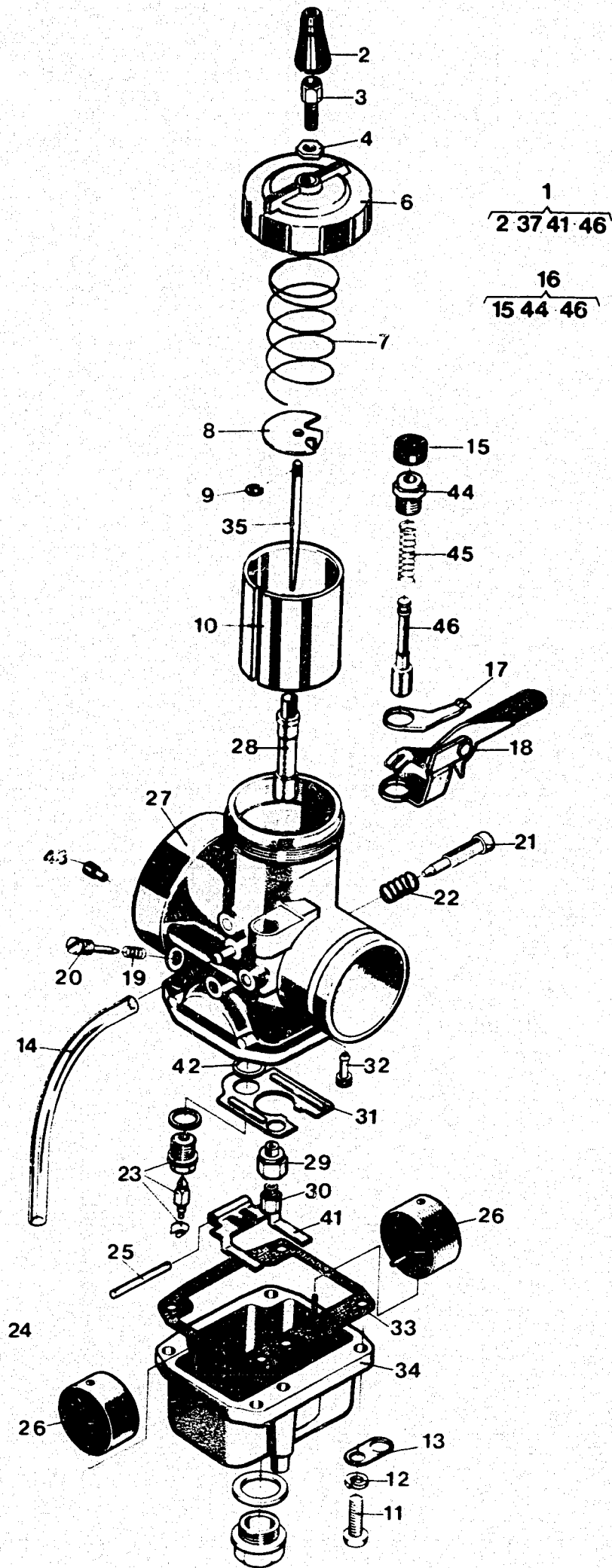
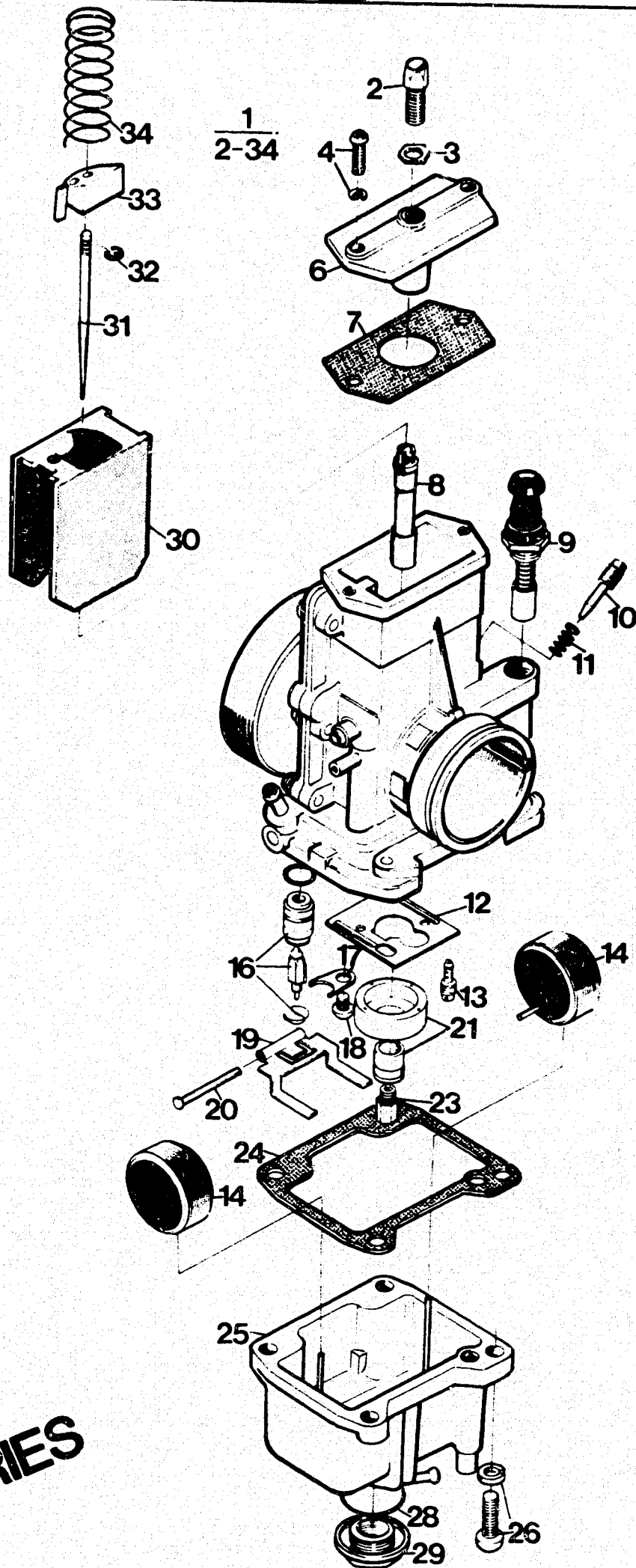


Fig.	Reservdelsnummer Sparepart number	Antal - Quantity												Benämning, Description
		125			250			400		500				
		CR		XC	CR	WRX	XC	WRX	CR	XC				
N 1	16 13 794-01 16 13 811-01 16 13 808-01	1		1						1				Carburetor (166) Förgasare Mikuni Ø 36 mm Carburetor (166)
2	16 13 777-01	1		1						1				Skyddshylsa Protection sleeve
3	16 13 757-01	1		1						1				Ställskruv Adjuster
4	16 13 758-01	1		1						1				Mutter Nut
6	16 13 570-01	1		1						1				Förgasarlock Cover
7	16 13 571-01	1		1						1				Fjäder Spring
8	16 13 584-01	1		1						1				Wire lås Wire lock
9	16 13 583-01	1		1						1				Nålclips Needle clip
10	16 13 785-01 16 13 576-01	1		1						1				Trottel ca 2.0 (Ø 36 mm) Throttle-2.5 (38mm)
11	72 41 329-01	4		4						4				Skruv M5 x 16 Screw
12	73 51 146-01	4		4						4				Bricka Washer
13	16 13 569-01	2		2						2				Hållare Holder
14	16 13 448-01	2		2						2				Slang Hose
15	16 13 590-01	1		1						1				Gummiskydd Rubber cap
16	16 13 589-01	1		1						1				Startventil kpl Start valve compl.
17	16 13 594-01	1		1						1				Fjäder Spring
18	16 13 595-01	1		1						1				Chokereglage Choke lever
19	16 13 572-01	1		1						1				Fjäder Spring
20	16 13 573-01	1		1						1				Luftskruv Airscrew
21	16 13 586-01 16 13 782-01	1		1						1				Ställskruv Adjusting screw
22	16 13 587-01	1		1						1				Fjäder Spring
23	16 13 565-01	1		1						1				Nålventil kpl. Needle valve compl.
24	16 13 585-01	2		2						2				Flottörstopp Cap
25	16 13 566-01	1		1						1				Stift Peg
26	16 13 578-01	2		2						2				Flottör Float
28	16 13 551-01 16 13 801-01 16 13 554-01	1		1						1				06 Needle jet Närmunstycke Special Needle jet
29	16 13 580-01	1		1						1				R2 Needle jet Mellan-skruv
30	16 13 557-01 16 13 684-01 16 13 559-01 16 13 586-01	1		1						1				Distance screw 400 Main jet Main jet 420 Main jet
31	16 13 559-01 16 13 586-01	1		1						1				Skvapptat Baffle plate
32	16 13 546-01 16 13 544-01	1		1						1				Tomgångsmunstycke P.J 45 35 Pilot jet
33	16 13 543-01	1		1						1				Packning Gasket
34	16 13 574-01 16 13 778-01	1		1						1				Flottörhus Float chamber
N 35	16 13 579-01 16 13 804-01	1		1						1				6DH3 Needle Needle
36	16 13 647-01 16 13 581-01 16 13 780-01	1		1						1				6DH20 Needle Bottenskruv Drain screw
37	16 13 582-01 16 13 781-01	1		1						1				Packning Gasket
41	16 13 564-01	1		1						1				Flottörmarm Float lever
42	16 13 567-01	2		2						2				Bricka Washer
43	16 13 568-01	1		1						1				Luftmunstycke 2.0 Air jet



INDIA

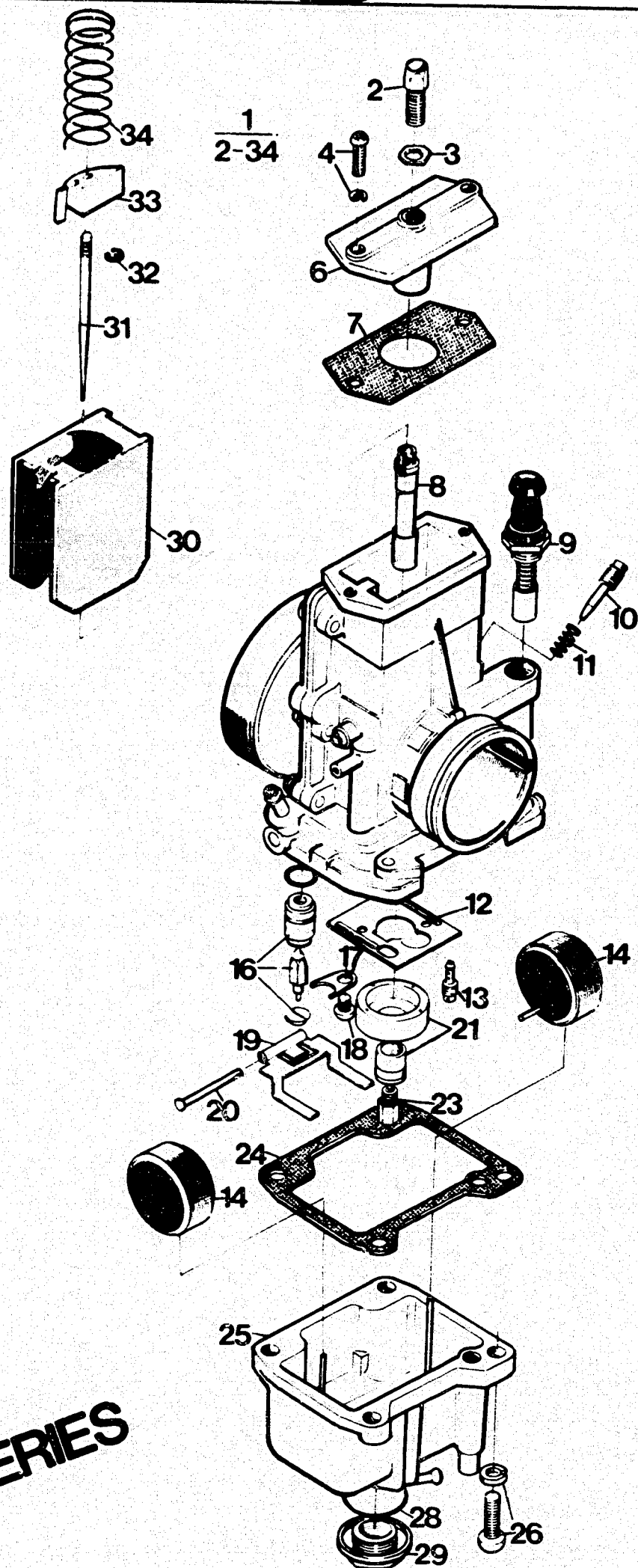




**389 SERIES**

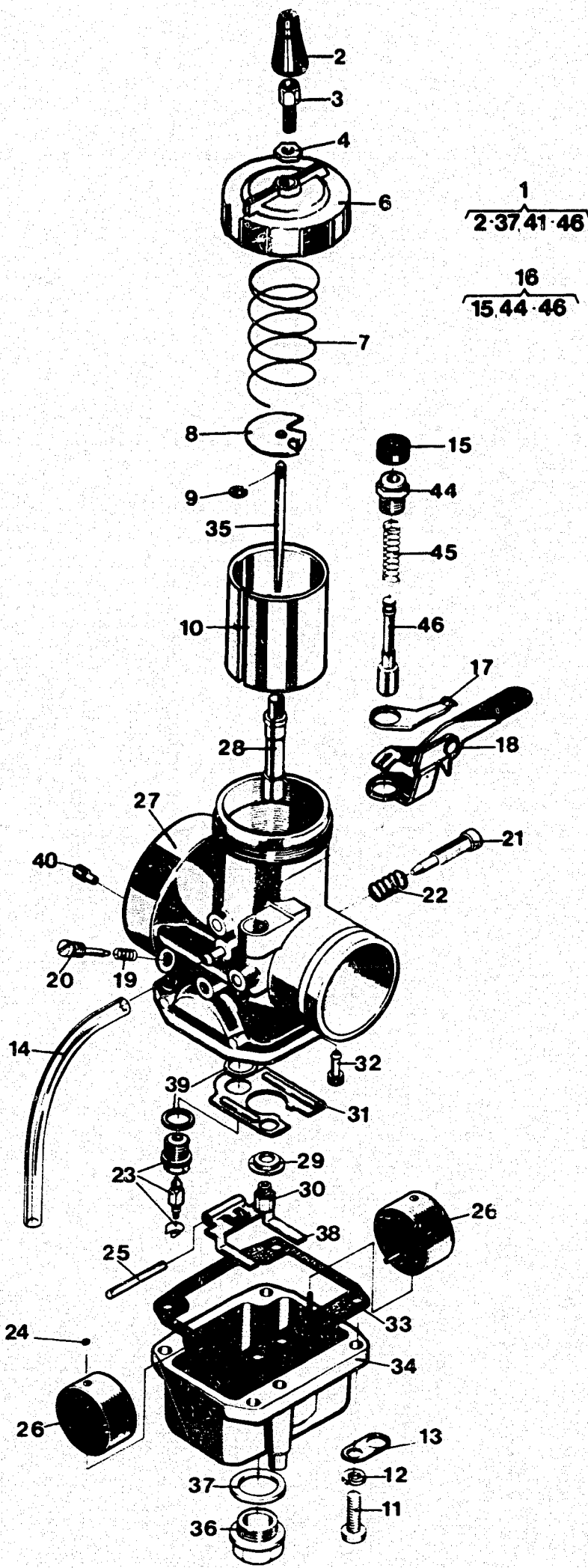

Fig.	Reservdelsnummer Sparepart number	Antal - Quantity										Benämning, Description
		125			250				500			
		CR		XC	CR		XC	CR	XC			
N 1	16 13 816-01				1		1					Förgasare, kpl. Carburettor compl.
2	16 13 757-01				1		1					Justerskruv Adjuster
3	16 13 758-01				1		1					Mutter Nut
4	16 13 741-01				2		2					Skruv Screw
6	16 13 767-01				1		1					Lock Cover
7	16 13 763-01				1		1					Packning Gasket
8	16 13 730-01				1		1					Nålmunstycke Ø 4
9	16 19 857-01				1		1					Startventil Choke valve compl.
10	16 13 752-01				1		1					Luftskruv Airscrew
11	16 13 753-01				1		1					Fjäder Spring
12	16 13 759-01				1		1					Skvalpskydd Plate
13	16 13 544-01				1		1					Tomgångmunstycke 35
14	16 13 578-01				2		2					Pilot jet Flottör Float
16	16 13 742-01				1		1					Nålventil Valve
17	16 13 754-01				1		1					Hållare Holder
18	16 13 755-01				1		1					Skruv Screw
19	16 13 564-0				1		1					Flottörarm Float lever
20	16 13 566-01				1		1					Stift Peg
21	16 13 748-01				1		1					Labyrint
23	16 13 556-01				1							Huvudmunstycke MJ 390 Main jet
24	16 13 739-01				1		1					Packning Gasket
25	16 13 740-01				1		1					Flottörhus Float chamber
26	16 13 746-01				4		4					Skruv Screw
28	16 13 750-01				1		1					O-ring
29	16 13 749-01				1		1					Bottenskruv Drain screw
30	16 13 736-01				1		1					Trottel 4.0 Throttle
31	16 13 747-01				1		1					Nål 6 FJ 40 Needle
32	16 13 583-01				1		1					Nålclips Needle clip
33	16 13 762-01				1		1					Wirelås Wire lock
34	16 13 764-01				1		1					Fjäder Spring
40	16 13 546- 16 13 546-											Idle kits With 3.5 slide With 4.0 slide





**389 SERIES**

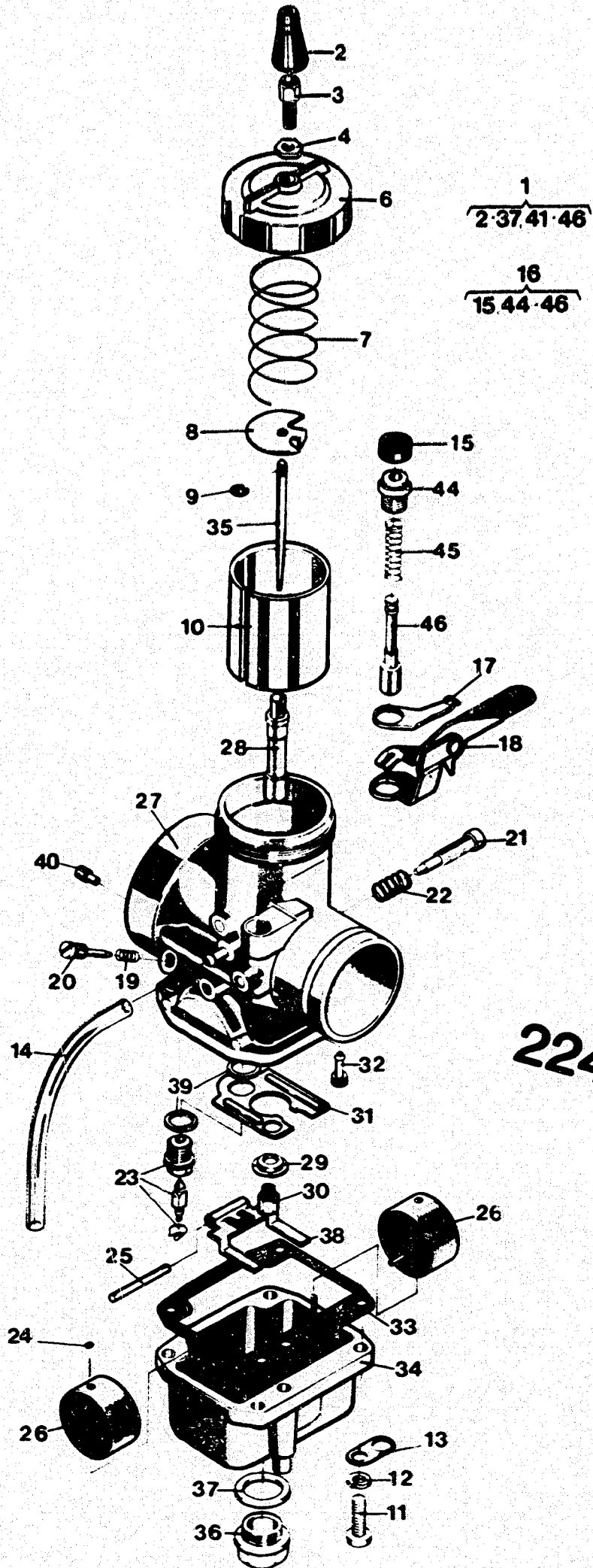





**224 SERIES**

F100

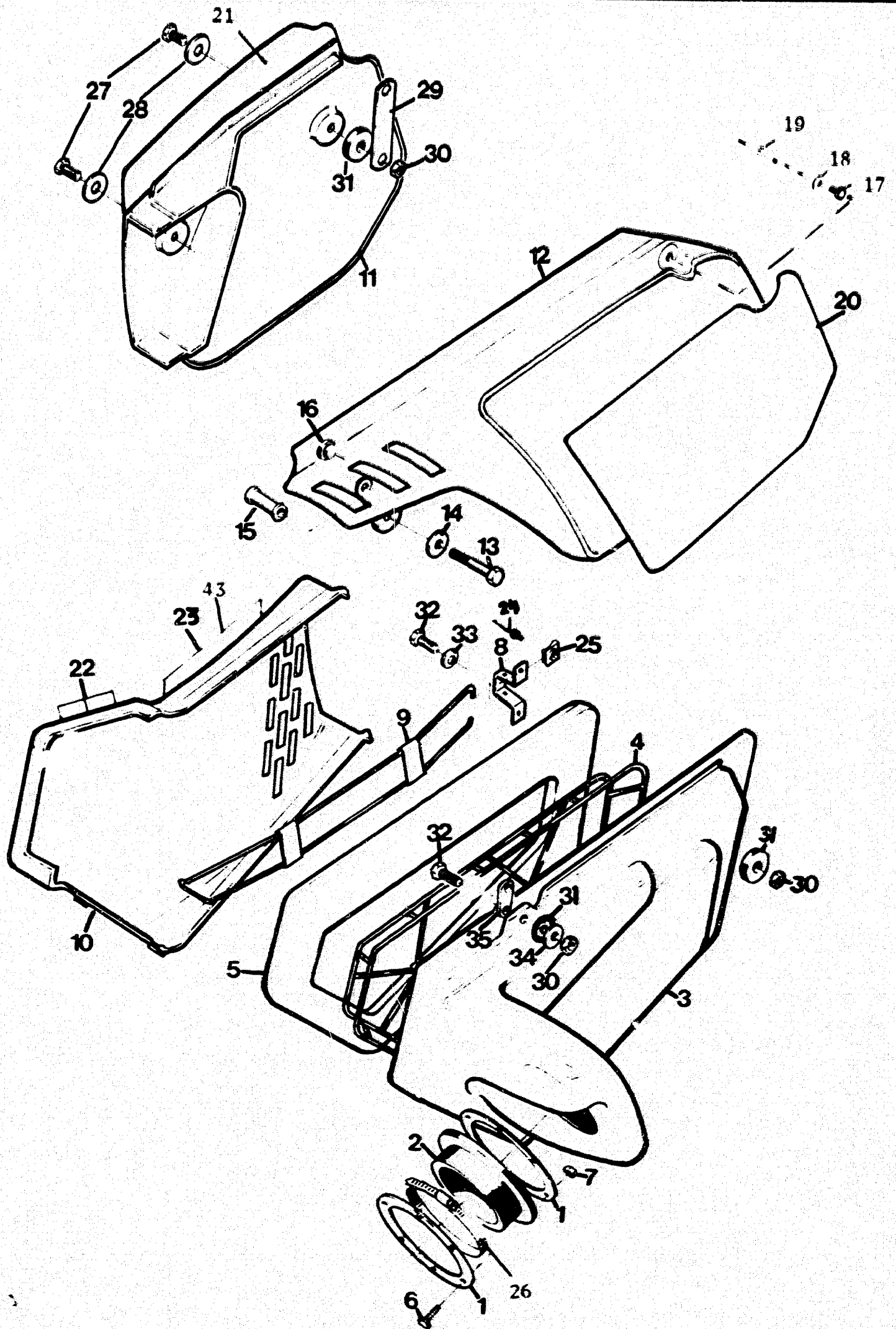
N	Fig.	Detailnummer Partnummer	Antal Quantity	Benämning Description
N	1	16 13 813-01	1	Förgasare Mikuni Ø40. Carburettor 500
	2	16 13 128-01	1	Skyddshylsa. Protection sleeve
	3	16 13 916-01	1	Ställskruv. Adjuster
	4	16 13 908-01	1	Mutter. Nut
	6	16 13 653-01	1	Lock. Cover
	7	16 13 654-01	1	Fjäder. Spring
	8	16 13 662-01	1	Wire lås. Wire lock
	9	16 13 661-01	1	Nålclips. Needle clip
	10	16 13 679-01	1	Trotte 2.5. Throttle
	11	72 41 329-01	4	Skruv. Screw
	12	73 51 146-01	4	Bricka. Washer
	13	16 13 569-01	2	Hållare. Holder
	14	16 13 448-01	2	Slang. Hose
	15	16 13 665-01	1	Gummiskydd. Rubber cap
	16	16 13 664-01	1	Startventil. Start valve compl.
	17	16 13 594-01	1	Fjäder. Spring
	18	16 13 595-01	1	Chokeregylage. Choke lever
	19	16 13 655-01	1	Fjäder. Spring
	20	16 13 573-01	1	Luftskruv. Air screw
	21	16 13 588-01	1	Ställskruv. Idle adjuster
	22	16 13 587-01	1	Fjäder. Spring
	23	16 13 565-01	1	Nålventil. kpl. Needle valve. compl.
	24	16 13 585-01	2	Flottörstopp. Cap
	25	16 13 566-01	1	Stift. Peg
	26	15 13 578-01	2	Flottör. Float
	28	16 13 671-01	1	Nålmunstycke. AA-5. Needle jet
	29	16 13 658-01	1	Bricka. Washer
	30	16 13 683-01	1	Huvudmunstycke 350. Main jet
	31	16 13 663-01	1	Skvalplåt. Baffle plate
	32	16 13 548-01	1	Tomgångsmunstycke 55. Pilot jet
	33	16 13 543-01	1	Packning. Gasket
	34	16 13 657-01	1	Flottörhus. Float chamber
	35	16 13 681-01	1	Nål 7DH3. Needle
	36	16 13 659-01	1	Bottenplugg. Drain plug
	37	16 13 660-01	1	Packning. Gasket
	38	16 13 564-01	1	Flottörarm. Float lever
	39	16 13 567-01	2	Bricka. Washer
	40	16 13 676-01	1	Luftmunstycke. AJ 07. Air jet



**224 SERIES**









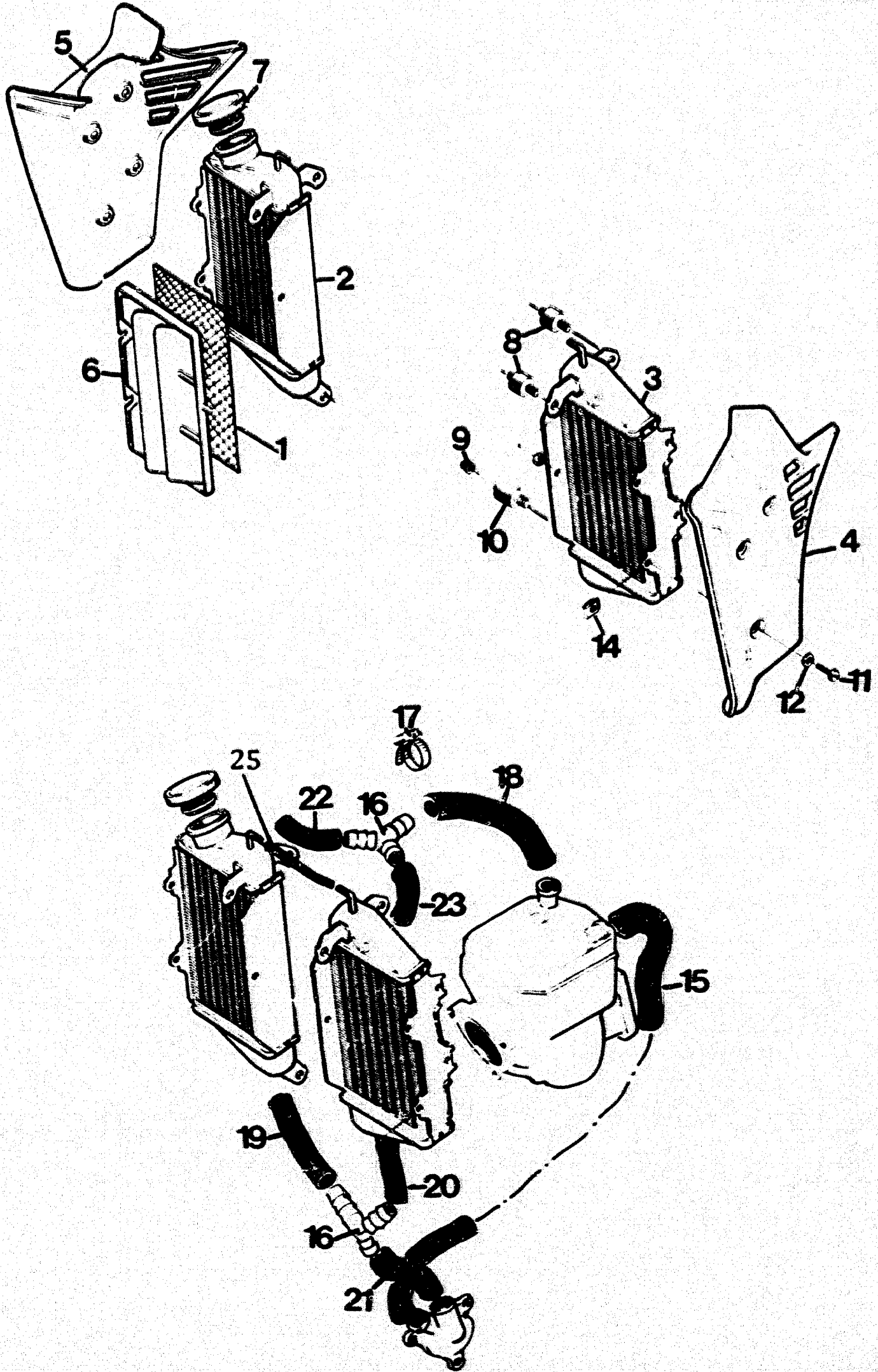


Fig	Reservdelsnummer Sparepart number	Antal - Quantity											Benämning, Description
		125			250			400		500			
		CR	XC		CR	WRX	XC	WRX	CR	XC			
N 1	15 13 905-01	2	2		2		2						Kylargaller, Screen
N 2	15 13 902-01 15 14 142-01	1	1		1	1	1	1	1	1			Kylare, Radiator Kylare, Radiator
N 3	15 13 904-01 15 14 141-01	1	1		1	1	1	1	1	1			Kylare, Radiator Kylare, Radiator
N 4	15 13 906-01	1	1		1	1	1	1	1	1			Spoiler vänster, Spoiler left
N 5	15 13 909-01	1	1		1	1	1	1	1	1			Spoiler höger, Spoiler right
N 6	15 13 906-01 15 14 144-01	2	2		2	2	2	2	2	2			Stänkskydd, Splash shield Stänkskydd, Splash shield
7	15 14 126-01	1	1		1	1	1	1	1	1			Kylarlock, Radiator lock
8	15 17 090-04	4	4		4	4	4	4	4	4			Vibrationsdämpare, Damper
9	15 13 706-01	8	8		8	8	8	8	8	8			Mutter M6, Nut
10	15 17 090-05	2	2		2	2	2	2	2	2			Vibrationsdämpare, Damper
11	72 95 414-01 72 31 366-01	6	6		6	6	6	6	6	6			Skruv, Screw Skruv, Screw
12	73 44 928-01	6	6		6	6	6	6	6	6			Bricka, Washer
N 14	15 13 907-01 15 14 129-01	6	6		6	6	6	6	6	6			Snabbmutter, Nut Snabbmutter, Nut
15	16 17 965-01				1	1	1	1	1	1			Kylarslang, Hose
16	15 14 149-01	2	2		2	2	2	2	2	2			Förgrening, Y-branch
17	15 13 740-01	12	12		12	12	12	12	12	12			Slaglämna, Hose clamp
18	15 13 916-01 15 13 916-02 15 13 916-03	1	1		1	1	1	1	1	1			Kylarslang, Hose Kylarslang, Hose Kylarslang, Hose
19	15 13 914-01 15 13 917-01	1	1		1	1	1	1	1	1			Kylarslang, Hose Kylarslang, Hose
20	15 13 915-01 15 13 916-04	1	1		1	1	1	1	1	1			Kylarslang, Hose Kylarslang, Hose
21	15 13 918-01 15 13 919-01	1	1		1	1	1	1	1	1			Kylarslang, Hose Kylarslang, Hose
22	15 13 913-01	1	1		1	1	1	1	1	1			Kylarslang, Hose
23	15 13 913-02	1	1		1	1	1	1	1	1			Kylarslang, Hose
25	15 14 05"-80												Connecting hose

F



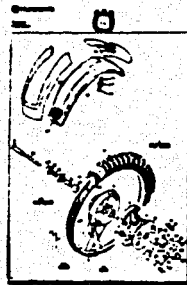


## ROW INDEX

F



F-2



F-6



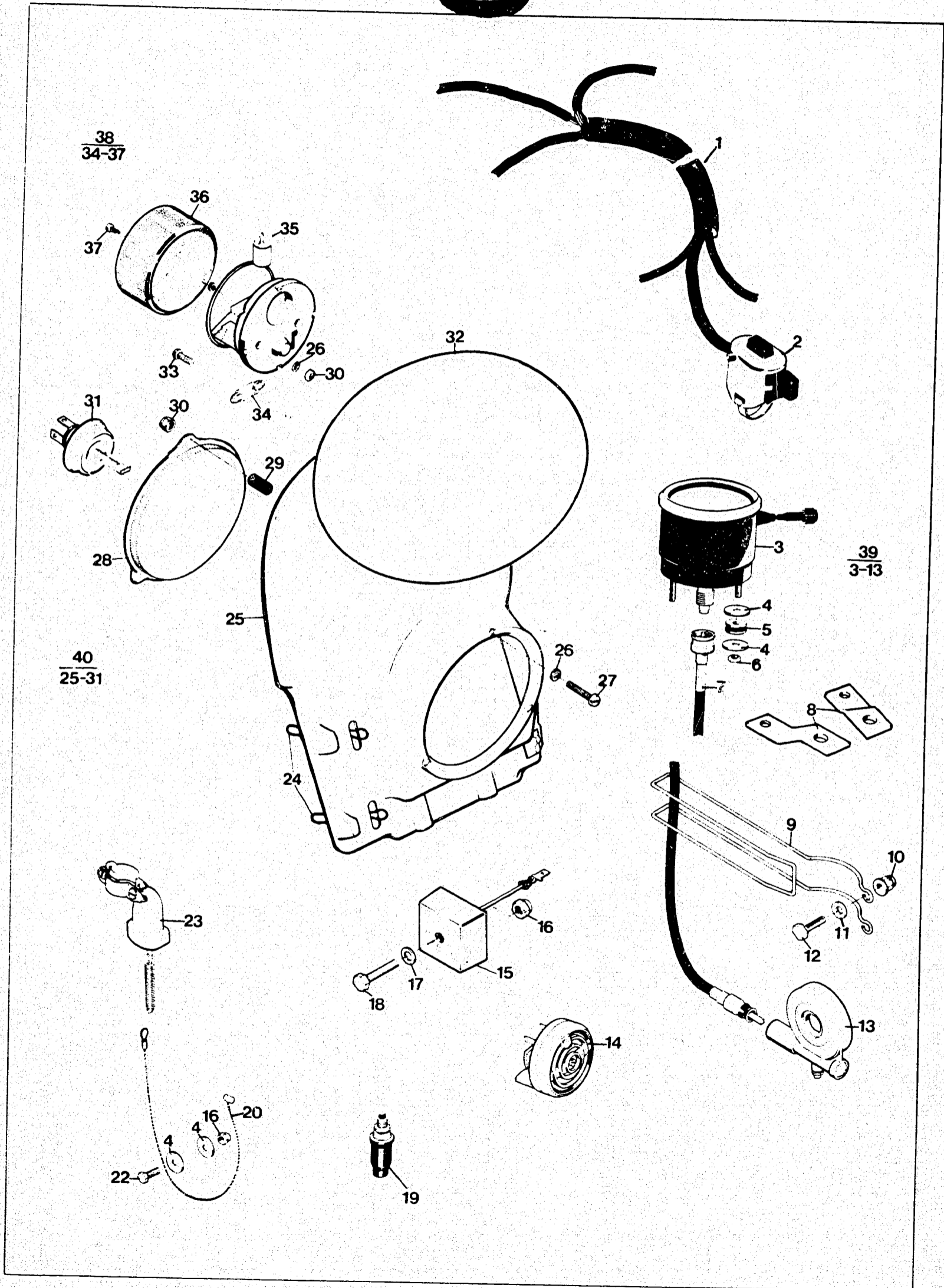


Fig	Part Number Detaljnummer	Quantity/Antal										Description Benämning
		125			250			400		500		
		CR		XC	CR	WRX	XC	WRU	CR	XC		
1	15 17 419-01 15 17 416-01											Kabelmatta Harness
2	15 17 292-01											Omkopplare Switch
3	15 19 877-01 15 17 493-03						1			1		Hastighetsmätare MPH Speedometer
4	15 13 709-01						4			4		Bricka 6.5 x 22 Washer
5	50 15 495-01						2			2		Bussning Bushing
6	73 22 114-01						2			2		Mutter M5 Nut
7	15 17 495-01						1			1		Hastighetsmätarwire Speedometer wire
8	15 17 418-01						2			2		Fäste Attachment
9	15 17 306-01						1			1		Bygel Wire protector
10	73 22 116-01						2			2		Mutter M6 Nut
11	73 41 153-01						2			2		Bricka Washer
12	72 52 371-51						2			2		Skruv M6 x 22 Screw
13	15 17 494-01						1			1		Vinkelväxel Drive
14	15 17 420-01											Signal Horn
15	16 14 757-01						1			1		Spänningsregulator Voltage regulator
16	73 22 116-01						2			2		Mutter M6 Nut
17	73 41 153-01						2			2		Bricka 6.4 x 14 Washer
18	72 52 376-51						1			1		Skruv M6 x 35 Screw
19	15 17 328-01											Bromsljuskontakt Brake light switch
20	15 17 364-02											Wire
22	72 52 368-51											Skruv M6 x 16 Screw
23	15 17 313-01											Bromsljuskontakt Brake light switch
24	15 17 516-01						3			3		O-ring 84.5 x 3
25	15 17 511-01						1			1		Kåpa Head light
26	73 41 146-01						3			3		Bricka 5.3 x 10 Washer
27	72 32 33-31						3			3		Skruv M5 x 25 Screw
28	15 17 428-01 15 17 466-01						1			1		Reflektor Reflector
29	15 14 078-04						3			3		Slang Hose
30	72 22 114-01						3			3		Mutter M5 Nut
31	15 17 409-01 15 19 615-01						1			1		Glödlampa 12V - 45/40W Bulb
32							1			1		Nummer oval. gul Number oval. yellow
33	72 31 327-51						2			2		Skruv M5 x 10 Screw
34	15 19 617-01						1			1		Glödlampa 12V - 5W Bulb
35	15 19 616-01											Glödlampa 12V - 10W Bulb
36	15 17 389-01						1			1		Lyktglas Lens
38	15 17 355-01						1			1		Baklykta Tail light

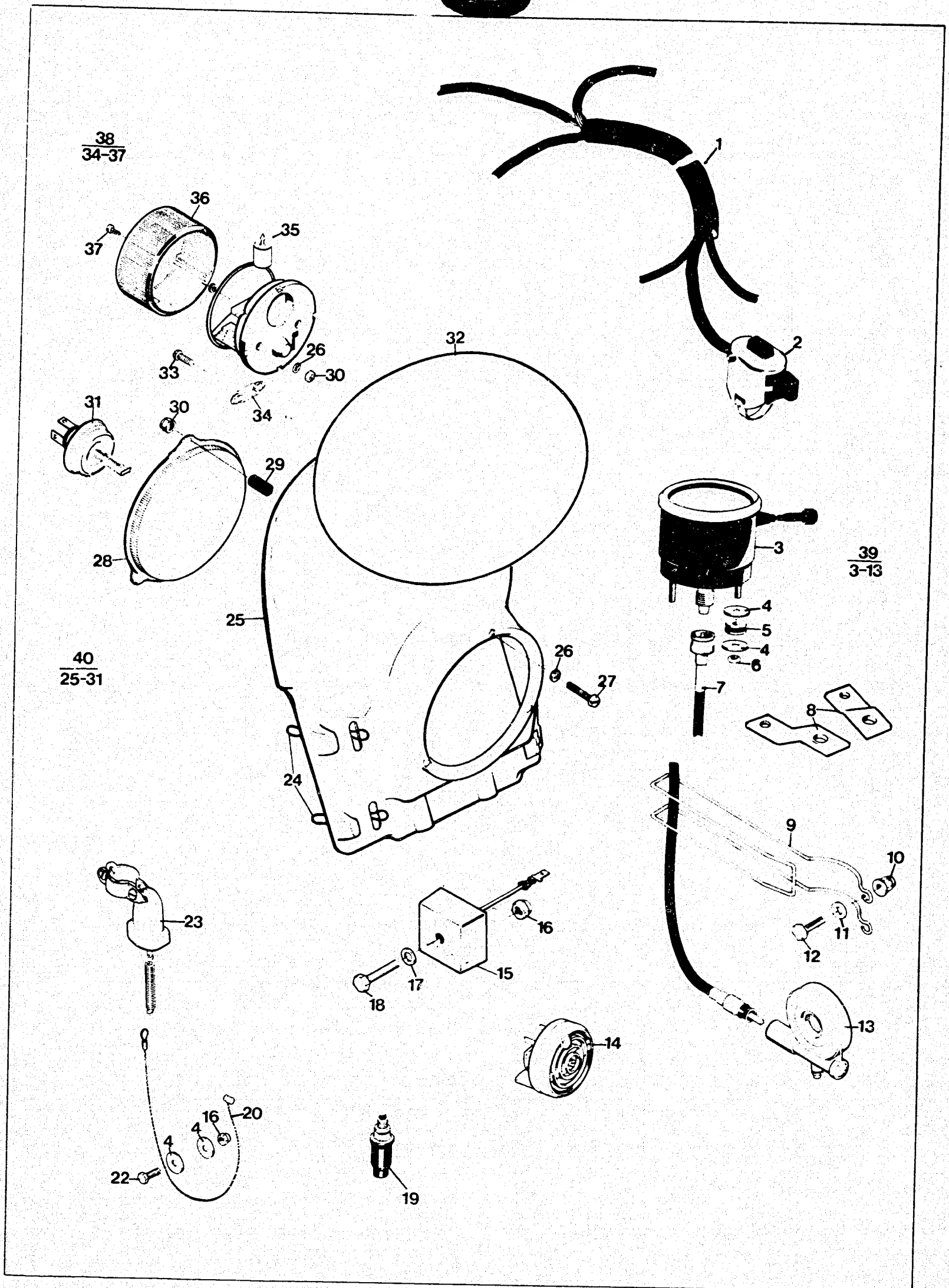



Fig.	Part Number Detaljnummer	Quantity/Antal										Description Benämning	
		125			250			400		500			
		CR	XC		CR	WRX	XC	WRX		CR	XC		
39	15 17 841-02					1			1	1			Hastighetsmätare anläggning MPH Speedometer kit
40	15 17 515-01					1			1	1			Strålkastare, kpl Head light, compl.

Framhjul  
Front wheel

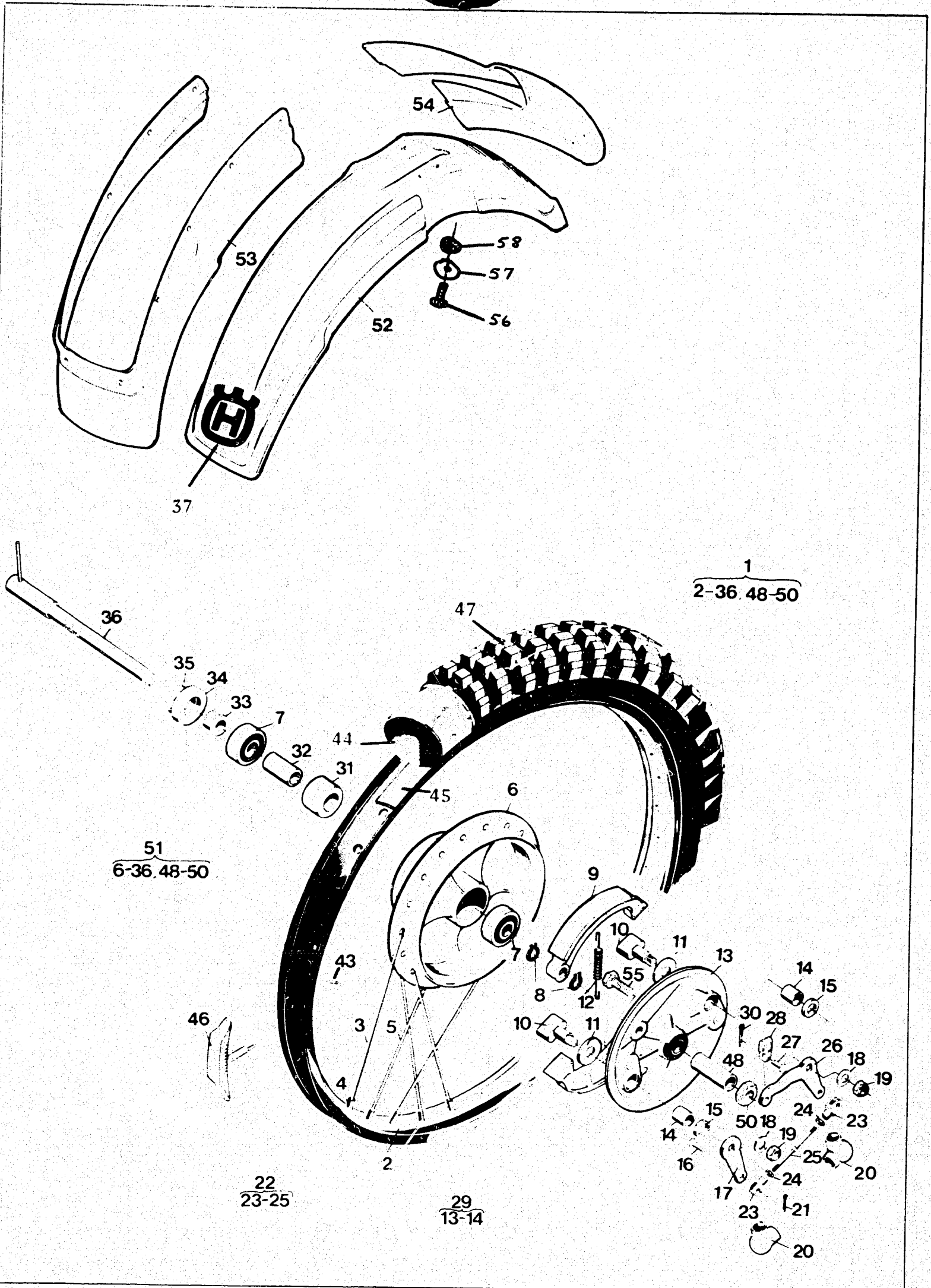
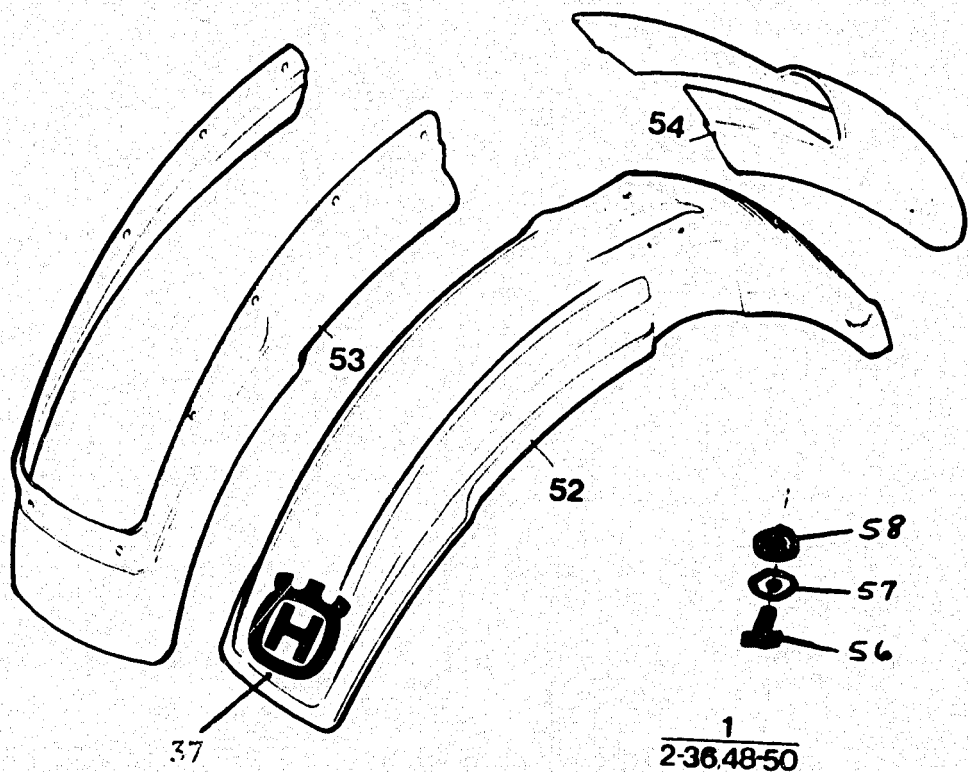



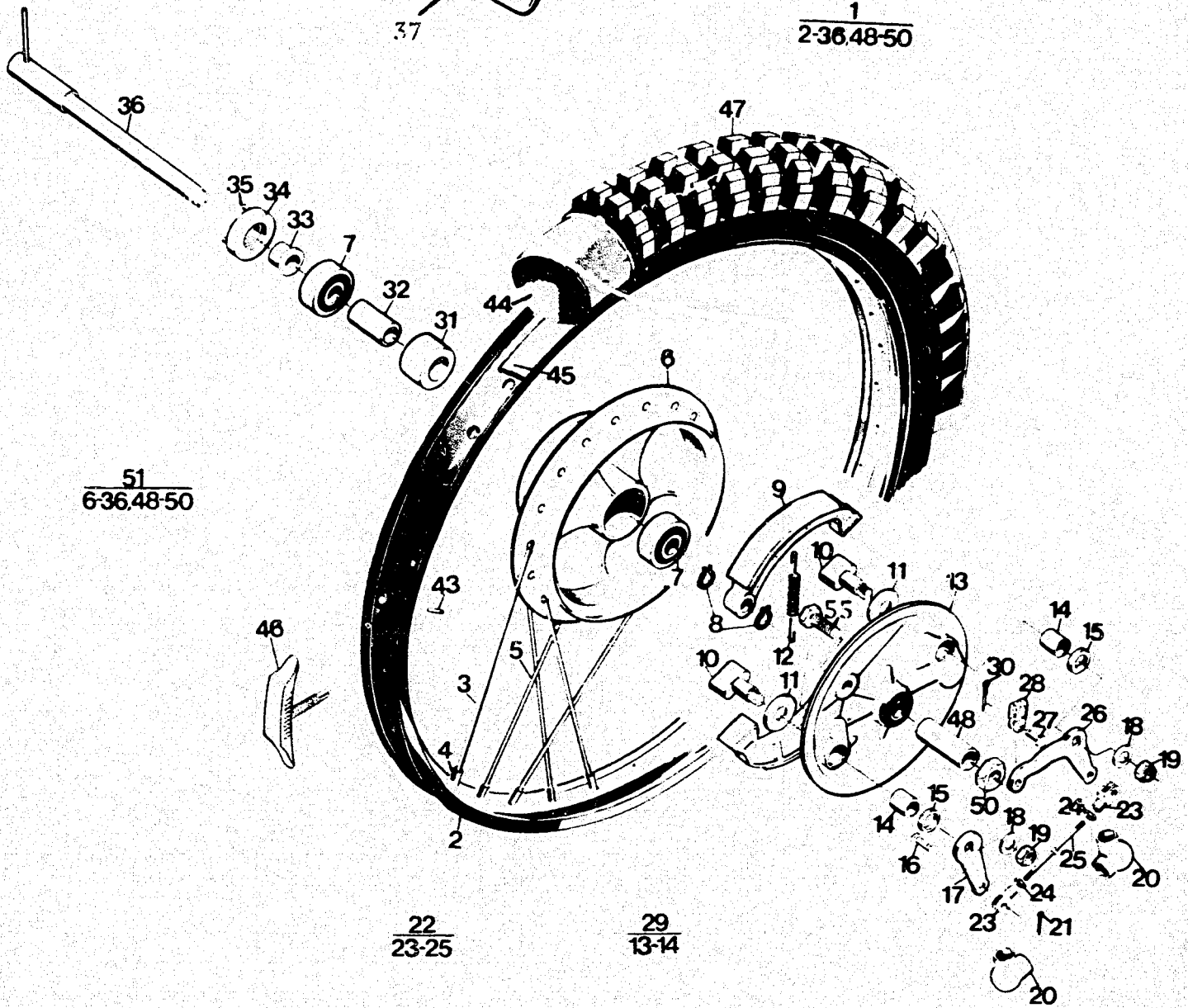
Fig	Part Number Detaljnummer	Quantity/Antal										Description Benämning		
		125		"1"	250			400	500					
		CR	XC		CR	WRX	XC	WRX	CR	XC				
1	15 16 244-01						1				1			Framhjul, kpl. utan gummi Front wheel without rubber
2	15 16 273-01						1				1			Fälg 1 60 x 21" Rim
3	15 16 218-03						18				18			Eker L = 227 Spoke
4	15 16 219-01						36				36			Nippel Nipple
5	15 16 218-05						18				18			Eker L = 240 Spoke
6	15 16 301-01						1				1			Navhylsa Hub
7	73 82 302-34						2				2			Lager 6302 - 2 RS Bearing
8	73 53 114-00						4				4			Spärring SGA 12 Circlip
9	15 16 278-01						2				2			Bromsback Brake shoe
10	15 16 283-01						2				2			Excenter
11	15 16 836-01						2				2			Bricka Washer
12	15 16 547-01						2				2			Fjäder Spring
14	15 16 281-01						2				2			Bussning Bushing
15	15 16 299-01						2				2			Tätning Seal
16	15 16 289-01						2				2			Bult Bolt
17	15 16 288-01						1				1			Havarm Lever
18	73 41 164-01						2				2			Bricka 8 4 x 17 Washer
19	73 22 118-01						2				2			Mutter M8 Nut
20	15 16 298-01						2				2			Dammskydd Cover
21	72 16 150-01						2				2			Pinne SP2 x 10 Pin
22	15 16 285-01						1				1			Gaffellänk, kpl Link compl
26	15 16 284-01						1				1			Havarm Lever
27	12 25 256-01						1				1			Bult Bolt
28	15 16 194-01						1				1			Bygel Strop
29	15 16 275-01						1				1			Bromsskold, kpl Brake plate compl
30	72 16 150-01						1				1			Pinne SP2 x 12 Pin
31	15 16 215-01						1				1			Distanshållare Spacer holder
32	15 16 228-01						1				1			Distans Spacer
33	15 16 212-01						1				1			Distans Spacer
34	15 16 213-01						1				1			Medbringare Drive
35	72 14 207-00						2				2			Pinne FRP 3 x 14 Pin
36	15 16 255-02						1				1			Axel, kpl Shaft, compl
37	15 14 117-01						1				1			Decal



Framhjul  
Front wheel



1  
2-3648-50




51  
6-3648-50

22  
23-25

29  
13-14

Fig.	Part Number Detaljnummer	Quantity/Antal										Description Benamning	
		125		250			400		500				
		CR	XC	CR	WRX	XC	WRX	CR	XC				
43	72 01 232-00					18			18				Pinne CP 3 - 8 Pin
44	15 16 028-01					1			1				Innerslang Tube
45	15 16 029-01					1			1				Falgband Rimband
46	15 16 144-01												Dacklås Rim lock
47	15 16 257-01					1			1				Dack Trelleborg 3 00 - 21 Deep grip
48	15 16 249-01					1			1				Distans Spacer
50	15 16 238-01					1			1				Mutter Nut
51	15 16 270-01					1			1				Framnav. kpl Front hub. compl
N 52	15 18 047-02					1			1				Framskarm Fender
55	72 52 493-51					1			1				Skruv M 10 - 25 Screw
56	72 55 372-01					4			4				Washer
57	15 13 709-01					8			8				Rubber washer
58	15 18 121-01					8			8				
Tillbehör. Accessories													
N 53	15 18 050-01												Skarmbreddare Widener
N 54	15 18 049-01												Skarmlangare Lengthener
	15 19 644-01												Ekersats Spokekit
	15 19 902-01												Nippelsats Nipple kit



“

**HUSKY**

**PRODUCTS**”

**HUSKY PRODUCTS INDEX**

**T-SHIRTS, SHIRTS,  
TURTLE-NECKS, SWEATERS.....I-3**

**JACKETS, TEAM RIDING WEAR.....I-4**

**SHORTS, COVER-ALLS, HATS,  
PIPES, MUFFLERS, HANDLEBARS.....I-5**

**TIRES, OIL,  
CHAINS, ROLLERS, AIR FILTERS.....I-6**

**GAS TANKS, SKID-PLATES, SPEEDO'S,  
REGULATORS BRAKES, HARDWARE.....I-7**

**DECALS..... I-8**

**PROMOTIONAL MATERIAL.....I-9**

# HUSKY PRODUCTS

## PARTS LISTING

### T-SHIRTS

<u>PART NUMBER</u>	<u>DESCRIPTION</u>
148-01 . . . . .	.Small . . . . . .Long Sleeve T-Shirt Yellow*
148-02 . . . . .	.Medium. . . . . .Long Sleeve T-Shirt Yellow*
148-11 . . . . .	.Small . . . . . .Long Sleeve T-Shirt White
150-21 . . . . .	.Small . . . . . .4-Stroke T-Shirt
150-22 . . . . .	.Medium. . . . . .4-Stroke T-Shirt
150-23 . . . . .	.Large . . . . . .4-Stroke T-Shirt
150-24 . . . . .	.X-Large . . . . . .4-Stroke T-Shirt
1136-02. . . . .	.Medium. . . . . .Team USA T-Shirt
1136-03. . . . .	.Large . . . . . .Team USA T-Shirt
1136-04. . . . .	.X-Large . . . . . .Team USA T-Shirt
1138-02. . . . .	.Medium. . . . . .Husky Rider/Crown
1138-03. . . . .	.Large . . . . . .Husky Rider/Crown
1138-04. . . . .	.X-Large . . . . . .Husky Rider/Crown
1136-11. . . . .	.Small . . . . . .ISDE 1984 Special T

(\*Now at a special price)

### SHIRTS/TURTLE NECKS/SWEATERS

148-21 . . . . .	.Small . . . . . .Turtle Neck Blue
148-22 . . . . .	.Medium. . . . . .Turtle Neck Blue
148-23 . . . . .	.Large . . . . . .Turtle Neck Blue
148-24 . . . . .	.X-Large . . . . . .Turtle Neck Blue
152-01 . . . . .	.Small . . . . . .Sport Shirt White
1130-02. . . . .	.Medium. . . . . .Blue Husqvarna Sweater
1130-03. . . . .	.Large . . . . . .Blue Husqvarna Sweater
1130-04. . . . .	.X-Large . . . . . .Blue Husqvarna Sweater



<u>PART NUMBER</u>		<u>DESCRIPTION</u>
148-31 . . . . .	Small . . . . .	Hooded Sweatshirt
148-32 . . . . .	Medium. . . . .	Hooded Sweatshirt
148-33 . . . . .	Large . . . . .	Hooded Sweatshirt
148-34 . . . . .	X-Large . . . . .	Hooded Sweatshirt
1129-02. . . . .	Medium. . . . .	Winter Team Jacket
1129-03. . . . .	Large . . . . .	Winter Team Jacket
1124-12. . . . .	Medium. . . . .	84 Enduro Jacket
1124-13. . . . .	Large . . . . .	84 Enduro Jacket
1124-14. . . . .	X-Large . . . . .	84 Enduro Jacket
1141-02. . . . .	Medium. . . . .	Summer Satin Team Jacket
1141-03. . . . .	Large . . . . .	Summer Satin Team Jacket
1141-04. . . . .	X-Large . . . . .	Summer Satin Team Jacket
1113-21. . . . .	Small . . . . .	Team Glove
1113-22. . . . .	Medium. . . . .	Team Glove
1113-23. . . . .	Large . . . . .	Team Glove
1113-24. . . . .	X-Large . . . . .	Team Glove
1124-12. . . . .	Medium. . . . .	84 Enduro Jacket
1124-13 . . . . .	Large . . . . .	84 Enduro Jacket
1124-14. . . . .	X-Large . . . . .	84 Enduro Jacket
360-03 . . . . .		Smith Clear Vent Lens
360-04 . . . . .		Smith Tear-Off Pack
360-10 . . . . .		Smith Goggles w/roll-offs (Blue)
360-11 . . . . .		Smith Goggles w/roll-offs (Red)
360-12 . . . . .		Smith Roll-Off
360-13 . . . . .		Smith Roll-Off Refill
360-14 . . . . .		Smith Face Shield
360-15 . . . . .		Smith Enduro Lens Clear
360-16 . . . . .		Smith Enduro Lens Amber
361-01 . . . . .		Jones Lens Clear
361-04 . . . . .		Jones Tear-Off Pack
1126-11. . . . .	Small . . . . .	Practice Jersey
1126-12. . . . .	Medium. . . . .	Practice Jersey
1126-22. . . . .	Medium. . . . .	84 Team Jersey, Solid
1126-23. . . . .	Large . . . . .	84 Team Jersey, Solid
1126-24. . . . .	X-Large . . . . .	84 Team Jersey, Solid
1126-25. . . . .	XX-Large. . . . .	84 Team Jersey, Solid*
(*XX-Large size available in very limited quantity)		
1128-01. . . . .	Small . . . . .	Practice Jersey
1128-02. . . . .	Medium. . . . .	Practice Jersey

PART NUMBER

1128-11.	Small	84 Team Jersey, Vented
1128-12.	Medium.	84 Team Jersey, Vented
1128-13.	Large	84 Team Jersey, Vented
1128-14.	X-Large	84 Team Jersey, Vented
1110-30.	Size 30	84 Team Pants
1110-32.	Size 32	84 Team Pants
1110-34.	Size 34	84 Team Pants
1110-36.	Size 36	84 Team Pants
1110-38.	Size 38	84 Team Pants
369-01		Black Fanny Pac
369-02		Tan Fanny Pac
1125-00.		Husky Products Flak Jacket
1125-05.		Pro Style Flak Jacket
1125-06.		Pro Style Replacement Decal
1132-01.	Small	Pit Shorts
15 19 833-46		Coveralls
379-01		White Team Husqvarna Hat
379-03		Corduroy Team Husqvarna Hat
379-04		H/P Crown Cap
401-07		85 250 CR/XC Pipe
401-08		85 500 CR/XC Pipe
401-09		Aluminum Silencer 85 CR/XC/WRX
401-04		84 250 CR Pro-Pipe
401-03		82 250 CR/XC Performance Pipe
401-02		82 250 CR Shorty Pipe
400-11		82 175 Kit Pipe
400-02		81 250 CR Pro-Pipe
400-07		Fiberglass Packing
401-05		Overall Aluminum Silencer 83-84
401-10		Spark Arrestor
964-00		Heat Shield Tool
964-01		Heat Shield
16 19 878-01		Exhaust repair kit 125
16 19 879-01		Exhaust repair kit 250
16 19 880-01		Exhaust repair kit 400
16 19 881-01		Exhaust repair kit 500

<u>PART NUMBER</u>	<u>DESCRIPTION</u>
402-00 . . . . .	H/P Larry Roeseler Handlebars w/crosspad
968-00 . . . . .	Gold Deflectors - Handlebar lever guards
475-00 . . . . .	Pirelli 300 x 21 Pentacross MT 25
477-00 . . . . .	Pirelli 500 x 17 Garacross MT 16 N/A
478-00 . . . . .	Pirelli 500 x 17 Pentacross MT 25
479-00 . . . . .	Trelleborg 300 x 21 T-544 Deep Grip
1054-28. . . . .	Metzeler 3.00 x 21 Front MX
1054-98. . . . .	Metzeler 3.25 x 21 Front MX 4E
1054-03. . . . .	Metzeler 3.00 x 21 Front Perfect Cross
1058-50. . . . .	Metzeler 90/90 x 21 Front MXR
1046-38. . . . .	Metzeler 5.00 x 17 Rear MX
1033-23. . . . .	Metzeler 100/90 x 18 Rear MX
1041-59. . . . .	Metzeler 4.00 x 18 Rear MX
1035-24. . . . .	Metzeler 110/90 x 18 Rear MX
1000-66. . . . .	Metzeler 4.50 x 18 Rear MX
1051-92. . . . .	Metzeler 150/80 x 18 Rear MX
1054-02. . . . .	Metzeler 4.10 x 18 Rear Multi Cross
1054-26. . . . .	Metzeler 4.50 x 18 Rear Multi Cross
1054-89. . . . .	Metzeler 4.60 x 18 Rear Perfect Cross
1055-89. . . . .	Metzeler 120/90 x 18 Rear Perfect Cross
1053-89. . . . .	Metzeler 5.10 x 18 Rear Perfect Cross
1055-82. . . . .	Metzeler 140/80 x 18 Rear Perfect Cross
1056-06. . . . .	Metzeler 4.60 x 18 Rear Perfect Cross (Hard)
1056-07. . . . .	Metzeler 120/90 x 18 Rear Perfect Cross (Hard)
1056-04. . . . .	Metzeler 5.10 x 18 Rear Perfect Cross (Hard)
1056-05. . . . .	Metzeler 140/80 x 18 Rear Perfect Cross (Hard)
1058-46. . . . .	Metzeler 120/90 x 18 Rear MX
1058-49. . . . .	Metzeler 130/90 x 18 Rear MX
510-00 . . . . .	H/P Bel-Ray MC-1 2-Stroke Oil
513-00 . . . . .	Auto Transmission Fluid/Shock Oil
515-10 . . . . .	H/P 10 Wt Fork Oil
515-15 . . . . .	H/P 15 Wt Fork Oil
515-20 . . . . .	H/P 20 Wt Fork Oil
1135-01. . . . .	Husky Products O-Ring Chain 114 Links
1135-02. . . . .	Husky Products O-Ring Chain Masterlink
1135-03. . . . .	Husky Products O-Ring Chain 120 Links
521-01 . . . . .	Diamond Chain Master Link
966-00 . . . . .	Husky Products Chain Roller
967-00 . . . . .	Husky Products Chain Tension Arm Bushings w/zerk fitting


<u>PART NUMBER</u>	<u>DESCRIPTION</u>
572-00 . . . . .	H/P Air Filter 75 thru 78
573-00 . . . . .	H/P Air Filter 79 thru 82
574-00 . . . . .	H/P Air Filter 83 thru 84
600-03 . . . . .	H/P 4.5 Gal Fuel Tank (Single Shock)
969-03 . . . . .	H/P Rear Fender/Taillight Combo.
701-11 . . . . .	H/P 83 CR Skid Plate
701-14 . . . . .	H/P 85 CR/XC/WRX Skid Plate
706-00 . . . . .	H/P Skid Plate Hardware
938-00 . . . . .	Drive Washer
939-00 . . . . .	Mounting Bracket
957-00 . . . . .	H/P Voltage Regulator
969-02 . . . . .	Magura Res. Hand Guard Protector
970-02 . . . . .	H/P Drum Brake Protector
970-03 . . . . .	H/P Disc Brake Protector
970-04 . . . . .	H/P Disc Reservoir Guard (Plastic)
971-01 . . . . .	H/P Rectangle Reservoir Guard - Steel
707-00 . . . . .	H/P Radiator Guards (All Twin Radiators)
820-10 . . . . .	Black Slidder Seat Cover
821-10 . . . . .	Blue Slidder Seat Cover
960-00 . . . . .	Mossbarger Reed Valve Assembly
960-01 . . . . .	Mossbarger Volume Reed
961-00 . . . . .	Mossbarger Reed Petals
962-00 . . . . .	Mossbarger Gasket
964-00 . . . . .	Heat Shield Tool
964-01 . . . . .	Heat Shield for Exhaust Pipe
969-00 . . . . .	H/P Lever/Grip Guards
969-01 . . . . .	H/P Guard Extender
994-01 . . . . .	H/P Metal Oil Filter Cap (Non-vented)
969-02 . . . . .	Magura Res. Hand Guard Protector

<u>PART NUMBER</u>	<u>DESCRIPTION</u>
216-00 . . . . .	Husqvarna Dealership Window Decal
216-01 . . . . .	Door Decal (12 x 12)
219-01 . . . . .	Husky Products Blue (Die-Cut) (2" x 4")
220-00 . . . . .	Visor Decal
346-05 . . . . .	Team Husqvarna Decal (Van Decal) Blue Background
347-06 . . . . .	Team Husqvarna Decal (Van Decal) Yellow Background
348-01 . . . . .	Team Husqvarna (Die-Cut) Blue ( 1 1/2 x 4 3/4)
348-02 . . . . .	Team Husqvarna (Die-Cut) Yellow (1 1/2 x 4 3/4)
348-03 . . . . .	Helmet Decal Blue
348-04 . . . . .	Helmet Decal Yellow
982-01 . . . . .	84 H/P Tank Decal Set
982-02 . . . . .	84 H/P Side Panel Decal Set
982-03 . . . . .	84 H/P Air Scoop Decal Set (N/A for 400WR)
984-01* . . . . .	83 125 CR Side Panel Decal Set
984-02* . . . . .	83 125 WR Side Panel Decal Set
984-03* . . . . .	83 125 XC Side Panel Decal Set
984-04* . . . . .	83 250 CR Side Panel Decal Set
984-06* . . . . .	83 250 XC Side Panel Decal Set
984-08* . . . . .	83 500 CR Side Panel Decal Set
984-10* . . . . .	Tank Decal Set
(*Now priced at or below our cost.)	
986-00 . . . . .	Round White (3)
987-00 . . . . .	Round Yellow (3)
988-00 . . . . .	Round Green (3)
990-00 . . . . .	Round Clear (3)
987-01 . . . . .	Rectangle Yellow (2)
988-01 . . . . .	Rectangle Green (2)
990-01 . . . . .	Rectangle Clear (2)
983-02 . . . . .	Rectangle-Front-Black (1)
983-04 . . . . .	Rectangle-Front-Green (1)
983-05 . . . . .	Rectangle-Front-Clear (1)
990-05 . . . . .	85 Side Panel Decal Clear (2)
989-00 . . . . .	81-83 Tank Protector
992-00 . . . . .	76-80 CR Tank Protector
993-00 . . . . .	76-80 OR Tank Protector

PART NUMBER

990-02 . . . . . 9 x 17 Clear Vinyl Protection Pack  
  
 335-00 . . . . . Tape Measure (steel)  
 337-00 . . . . . Engraved Lighter  
 344-00 . . . . . "Husqvarna" Patch  
 345-00 . . . . . "Team Husqvarna" Patch  
 10 11 503-01 . . . . . "To Be Or Not To Be" Riding Book  
 10 93 001-01 . . . . . Pennant Paper  
 10 93 042-01 . . . . . Husqvarna Coaster  
 10 95 070-01 . . . . . Flag/String Pennant  
 10 96 005-96 . . . . . Money Clip/with Knife  
 10 96 018-96 . . . . . Swedish Horse  
 10 11 400-01 . . . . . "I Like The Best" Poster  
 1137-01 . . . . . Husky Flyer (Frisbie)  
 365-02 . . . . . Husqvarna Banner  
 10 11 120-01 . . . . . Motoplat Manual  
 338-00 . . . . . Husqvarna Wrist Watch





# HUSQVARNA/ÖHLINS

**Page**

**J2....Single shock diagram**

**J3....Single shock part numbers**

**J4....Single shock shims**

**J5....Dual/ITC shock diagram**

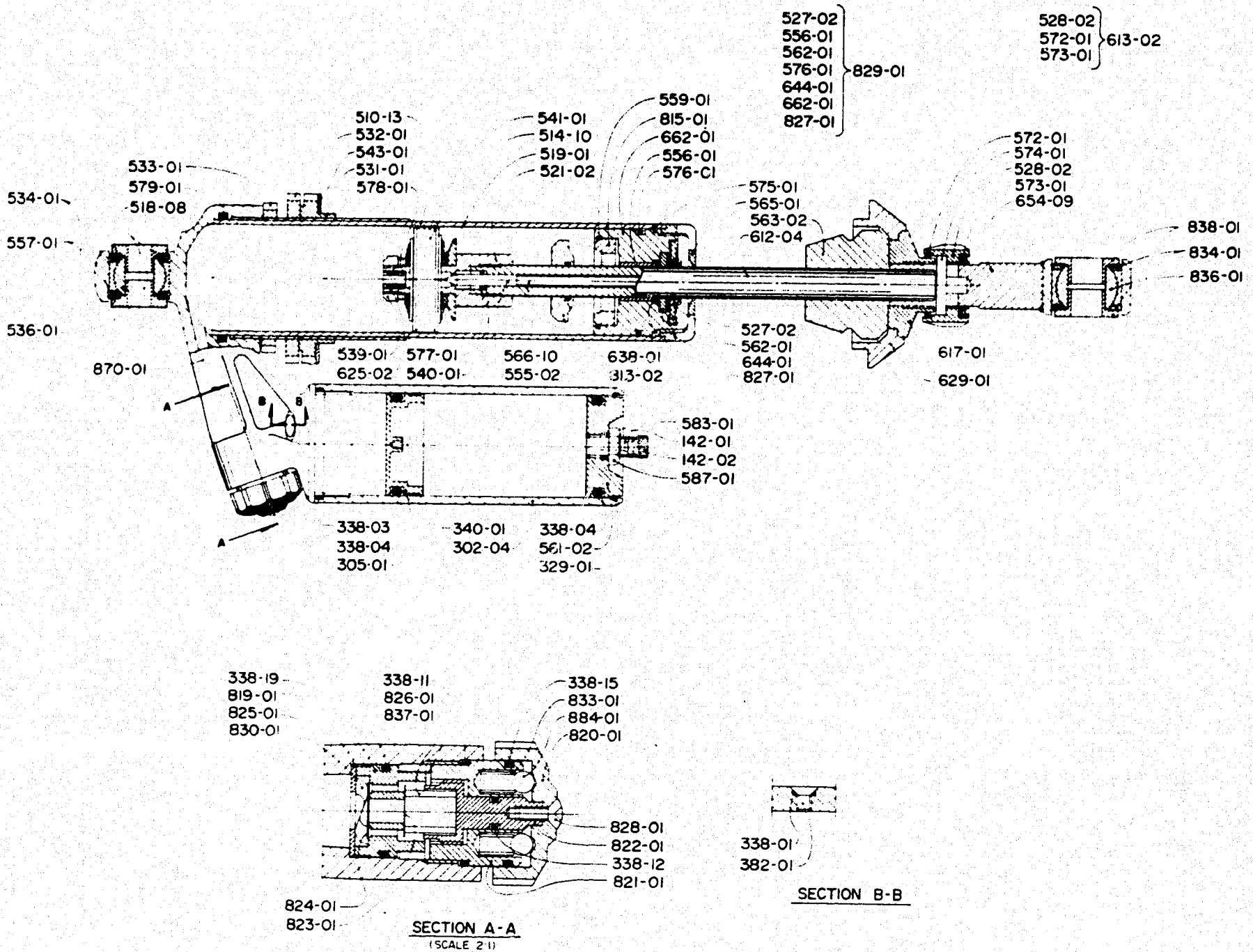
**J6....Dual/ITC shock part numbers**

**J7....Dual shock shims**

**J8....Spring chart**



# Husqvarna/Ohlins Single Shock



**23'x17' Poster of shock and part numbers is available now!**

**Order P/N 100-01**

HUSQVARNA  
SINGLE SHOCK PART NUMBERS

**J3**

<u>P/N</u>	<u>DESCRIPTION</u>	<u>P/N</u>	<u>DESCRIPTION</u>
142-01	Valve	574-01	Pin
142-02	Valve Cap	575-01	Circlip
302-04	Reservoir Body	576-01	O-Ring 40.2x3.0
305-01	Reservoir Piston	577-01	O-Ring 5.1x1.6
329-01	Circlip	578-01	Washer
338-01	O-Ring 6.07x1.78	579-01	O-Ring 49.5x3.0
338-03	O-Ring 42.2x3.0	583-01	O-Ring 7.3x2.4
338-04	O-Ring 33.0x5.0	587-01	Valve Body
338-11	O-Ring	596-11	(125) Spring 270mm 5.5 Blac-Blu-Blac
338-12	O-Ring	596-12	(250/500) Spring 270mm 5.7 Blac-Red-Blac
338-15	O-Ring		
338-19	O-Ring		
340-01	Teflon Band	612-04	Shaft 200.5mm
382-01	Screw	613-02	Adjuster Assy.
510-13	Body Tube 194mm	617-01	Stop Washer
514-10	Piston 0 <sup>0</sup> -1 <sup>0</sup>	625-02	Jet 4mm
518-08	Spacer	629-01	Spring Retainer
519-01	Valve Stop	638-01	O-Ring 14.1x1.6
521-02	Piston Holder	644-01	Washer
527-02	Scraper	654-09	Attachment Eye Assm.
528-02	Knob (Not sold separately. see P/N 613-02).	662-01	Seal Head (Not sold separately see P/N 829-01)
531-01	Adjustment Ring	813-02	Spacer
532-01	Lock Ring	815-01	Top out Rubber
533-01	Lock Ring	819-01	Valve
534-01	Seal Ring	820-01	Knob
536-01	Ball Joint	821-01	End
539-01	Lock Nut	822-01	Shaft
540-01	Guide Ring	823-01	Washer
541-01	Teflon Band	824-01	Washer
543-01	Spring Base	825-01	Washer
555-02	Adjustment Valve	826-01	Washer
556-01	Bushing	827-01	Seal
557-01	Circlip	828-01	Screw
559-01	Circlip	829-01	Seal Head Assy.
561-02	Reservoir Cap	830-01	Wave Washer
562-01	Washer	833-01	Spring
563-01	Bumprubber	834-01	Seal
565-01	Cap	836-01	Ball Joint
566-10	Adjustment Shaft 180.8mm	837-01	Spring
572-01	Seal	838-01	Spacer
573-01	Seal	870-01	Cylinder Head
		884-01	Ball

## SINGLE SHOCK SHIMS

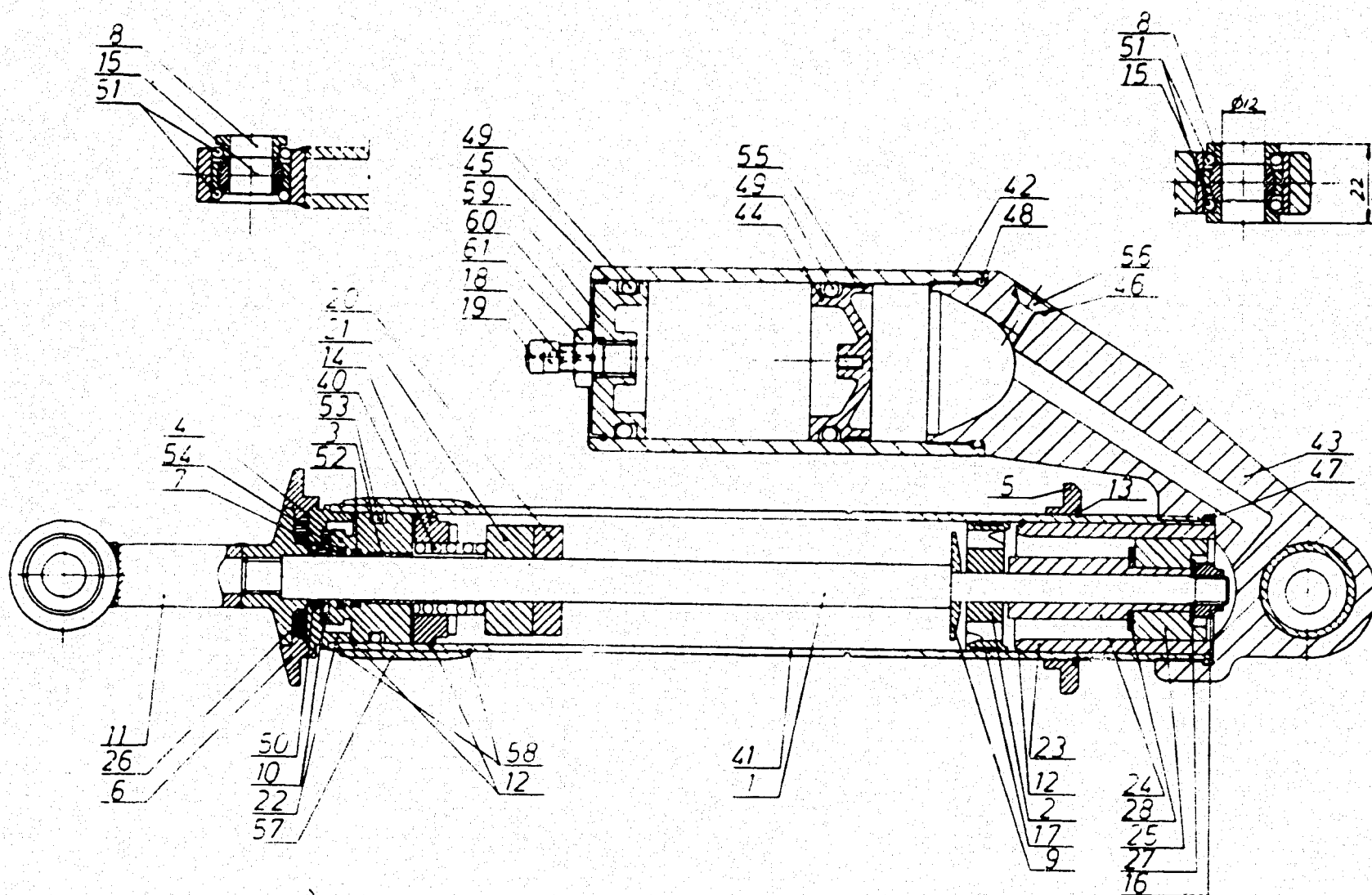
The following are shims available for the single shock.

SHIMS

<u>P/N</u>	<u>SIZE*</u>	<u>P/N</u>	<u>SIZE*</u>	<u>P/N</u>	<u>SIZE*</u>	<u>P/N</u>	<u>SIZE</u>
510-16	.10x16	520-16	.20x16	525-16	.25x16	530-16	.30x16
510-18	.10x18	520-18	.20x18	525-18	.25x18	530-18	.30x18
510-19	.10x19	520-19	.20x19	525-19	.25x19	530-19	.30x19
510-20	.10x20	520-20	.20x20	525-20	.25x20	530-20	.30x20
510-21	.10x21	520-21	.20x21	525-21	.25x21	530-21	.30x21
510-22	.10x22	520-22	.20x22	525-22	.25x22	530-22	.30x22
510-23	.10x23	520-23	.20x23	525-23	.25x23	530-23	.30x23
515-16	.15x16	520-26	.20x26	525-26	.25x26	530-26	.30x26
515-18	.15x18	520-28	.20x28	525-28	.25x28	530-28	.30x28
515-19	.15x19	520-30	.20x30	525-30	.25x30	530-30	.30x30
515-20	.15x20	520-31	.20x31	525-31	.25x31	530-31	.30x31
515-21	.15x21	520-32	.20x32	525-32	.25x32	530-32	.30x32
515-22	.15x22	520-33	.20x33	525-33	.25x33	530-33	.30x33
515-23	.15x23	520-34	.20x34	525-34	.25x34	530-34	.30x34
		520-38	.20x38	525-38	.25x38	530-38	.30x38

\* Size represents thickness (mm) and diameter.

# Husqvarna/Ohlins Twin Shock ITC



- |    |      |         |        |         |         |         |         |  |
|----|------|---------|--------|---------|---------|---------|---------|--|
| 12 |      |         |        |         |         |         |         |  |
| 15 |      |         |        |         |         |         |         |  |
| 23 |      |         |        |         |         |         |         |  |
| 41 | } 62 | 22 } 63 | 3 } 64 | 11 } 65 | 49 } 66 | 44 } 67 | 81 } 68 |  |
| 42 |      |         |        |         |         |         |         |  |
| 43 |      |         |        |         |         |         |         |  |
| 46 |      |         |        |         |         |         |         |  |
| 47 |      |         |        |         |         |         |         |  |
| 48 |      |         |        |         |         |         |         |  |
| 56 |      |         |        |         |         |         |         |  |

SPARE PARTS LIST FOR HUSQVARNA/OHLINS TWIN SHOCK

<u>ITEM NUMBER</u>	<u>PART NO.</u>	<u>DESCRIPTION</u>	<u>QUANTITY</u>
1	103-01	Shaft	1
2	104-06	Piston	1
3	110-01	Shaft Bushing	1
5	115-01	Stopwasher	1
6	116-01	Spring retainer	1
7	117-01	Seal	1
9	119-06	Valvestop	1
10	122-01	Scraper	1
12	128-01	Circlips	3
13	131-01	Circlips	1
14	133-02	Stoprubber	1
15	136-01	Ball joint	2
16	139-02	Lock nut	1
17	141-01	Teflon band	1
18	142-01	Valve	1
19	142-02	Valve cap	1
20	144-05	Spacer	1
21	144-10	Spacer End. WR-mod. Only WR-mod.	1
24	171-01	Spacer	1
25	172-01	Piston	1
26	173-01	Stoprubber	1
27	174-01	Washer	1
28	175-01	Cup spring	1
40	190-03	Neg. spring no. 9	1
42	302-03	Reservoir	1
45	329-01	Circlip	1
46	338-01	O-ring	1
47	338-02	O-ring	1
48	338-03	O-ring	1
49	338-04	O-ring	2
50	338-05	O-ring	1
51	338-06	O-ring	4
52	338-08	O-ring	1
53	338-09	O-ring	1
54	338-10	O-ring	1
55	340-01	Teflon band	1
56	382-01	Screw	1
57	417-01	Ring	1
58	428-01	Circlip	2
60	583-01	O-ring	1
61	587-01	Valve core	1
62	301-09	Shock body compl.	1
63	166-02	Scraper retainer compl.	1
64	121-01	Seal head compl.	1
65	129-12	Shock eye compl.	1
66	161-01	Reservoir end compl.	1
67	306-01	Reservoir piston compl.	1
68	108-06	Spacer compl. w/seal	1



## Shims/All Ohlins Dual Shocks

<u>PART NO.</u>	<u>SIZE</u>	<u>PART NO.</u>	<u>SIZE</u>
185-12	015 x 17	186-01	020 1 hole
185-14	015 x 14	186-02	020 2 hole
185-16	015 x 16	186-03	020 3 hole
185-18	015 x 18	186-04	020 4 hole
185-21	015 x 21	186-05	020 5 hole
185-24	015 24	186-06	020 6 hole
185-27	015 27	186-10	020 0 hole
		186-11	020 Special
		186-12	020 x 12
		186-14	020 x 14
		186-16	020 x 16
		186-18	020 x 18
		186-21	020 x 21
		186-24	020 x 24
		186-27	020 x 27

<u>PART NO.</u>	<u>SIZE</u>	<u>PART NO.</u>	<u>SIZE</u>
187-01	025 1 hole	188-01	030 1 hole
187-02	025 2 hole	188-02	030 2 hole
187-03	025 3 hole	188-03	030 3 hole
187-04	025 4 hole	188-04	030 4 hole
187-05	025 5 hole	188-05	030 5 hole
187-06	025 6 hole	188-06	030 6 hole
187-10	025 0 hole	188-10	030 0 hole
187-11	025 Special	188-11	030 Special
187-12	025 x 12	188-12	030 x 12
187-14	025 x 14	188-14	030 x 14
187-16	025 x 16	188-16	030 x 16
187-18	025 x 18	188-18	030 x 18
187-21	025 x 21	188-21	030 x 21
187-24	025 x 24	188-24	030 x 24
187-27	025 x 27	188-27	030 x 27

SPRING CHART  
SPRINGS AVAILABLE FOR OHLINS/HUSQVARNA SHOCKS

<u>PART NO.</u>	<u>FREE LENGTH</u>	<u>WIRE DIA.</u>	<u># COILS</u>	<u>COLOR CODE</u>	<u>LBS/IN RATE</u>
180-03	70mm	6.5mm	5	BLUE	200
180-07	70mm	7mm	5.5	RED	251
180-14	70mm	7.5mm	5	PURPLE	377
180-04	90mm	6.5mm	7	BLUE	146
180-05	90mm	6.5mm	6.5	YELLOW	158
180-06	90mm	6.5mm	6	RED	174
180-09	90mm	7mm	7	GREEN	183
180-10	90mm	7mm	6.5	ORANGE	204
180-11	90mm	7mm	6.75	PRO-ORA	185-240
180-13	90mm	7.25mm	6.75	PRO-BLA	216-280
180-16	90mm	7.5mm	6.75	PRO-VIOLET	236-368
180-18	240mm	7.5mm	12	WHT/RED	117
180-24	240mm	8mm	12	YELLOW	148
180-25	240mm	8mm	11	BLUE	165
180-26	240mm	8mm	10	RED	186
180-32	240mm	8.5mm	10	WHT	213
180-27	270mm	8mm	16	VIO/BLUE	110-179

ITC SHOCK SPRING

180-38	330mm	8.5mm	16.5	PROGRESSIVE 10% Stiffer than 180-38 (also progressive)
180-40	330mm	9mm	16	

SINGLE SHOCK SPRINGS

596-10	270mm	5.3mm	-	BLACK-BLACK-BLACK
596-11	270mm	5.5mm	-	BLACK-BLUE-BLACK (125)
596-12	270mm	5.7mm	-	BLACK-RED-BLACK (250/500)
596-13	270mm	5.9mm	-	BLACK-WHI-BLACK
596-14	270mm	6.1mm	-	BLUE-VIOLET-BLUE
596-15	270mm	6.3mm	-	BLUE-BLACK-BLUE

K

# SPECIAL REFERENCE CHARTS

CARBURETOR PARTS GUIDE (MIKUNI) . . . . .	K-11
FRAME AND ENGINE NUMBER ID CHART. . . . .	K-17
GASKET SETS . . . . .	K-7
OHLINS ITC SHOCK DIAGRAM & PART NUMBERS . . . . .	.See row J (microfiche)
OHLINS SHIMS. . . . .	.See row J (microfiche)
OWNERS MANUALS. . . . .	K-2
PISTON SIZE CHART . . . . .	K-10
SEAT COVERS . . . . .	K-6
SPRINGS - OHLINS TWIN SHOCKS/ITC AND SINGLE SHOCKS. . . . .	K-9
TOOLS - HUSQVARNA SPECIAL TOOLS INCL. AUTO & 4-STROKE. . . . .	K-4
WORKSHOP AND SERVICE MANUALS. . . . .	K-3

OWNERS MANUAL

<u>YEAR</u>	<u>MODEL</u>	<u>FRAME PREFIX</u>	<u>PART NUMBER</u>
1966-1967.	250 - 360 MX	--	00 02 761-00
1967	250T Sportsman	--	00 02 751-00
1968	360C Sportsman	--	00 02 771-00
1970	360E Sportsman	SH	10 18 003-26
1971	250 - 400.	MI	10 18 004-26
1971	360E Sportsman	SI	10 18 005-26
1972	250 CR/WR.	MJ	10 18 008-26
1972	400 CR/WR.	MJ	10 18 008-26
1972	450 CR/WR.	MJ	10 18 008-26
1972	125 CR/WR.	MJ	10 18 010-26
1973	250 CR	MK	10 18 011-26
1973	400 CR	MK	10 18 011-26
1973	450 CR/WR.	MK	10 18 011-26
1973	125 CR/WR.	MK	10 18 012-26
1973	250 WR	MK	10 18 013-26
1973-1975.	250 - 360 RT	SK	10 18 014-26
1974	400 CR/WR.	MK	10 18 016-26
1974	450 CR/WR.	MK	10 18 016-26
1974	125 CR/XC.	MK	10 18 017-26
1974	250 CR	MK	10 18 018-26
1975	460.	MK	10 18 019-26
1975	250 WR	MK	10 18 020-26
1975	400 WR	MK	10 18 021-26
1975	250 CR	ML	10 18 022-26
1975	360 CR	ML	10 18 022-26
1975	175 CC	ML	10 18 023-26
1976	250 WR	ML	10 18 024-26
1976	125 CR	ML	10 18 025-26
1976	175 CC	ML	10 18 026-26
1976	250 CR	ML	10 18 027-26
1976	360 CR	ML	10 18 027-26
1976	360 WR	ML	10 18 027-26
1977	125 CR	ML	10 18 029-26
1976-1977.	360 Auto	ML	10 18 030-26
1977	250 WR	ML	10 18 031-26
1977	250 CR	ML	10 18 034-26
1977	390 CR	ML	10 18 034-26
1978	125 CR	ML	10 18 036-26
1978	390 Auto	ML	10 18 046-26
1978	250 CR/OR.	ML	10 18 048-26
1978	390 CR	ML	10 18 048-26
1978	250 WR	ML	10 18 051-26
1978	390 WR	ML	10 18 051-26
1979	125 CR/WR.	ML	10 18 057-26
1979	250 CR/OR/WR	MM	10 18 057-26
1979	390 CR/OR/WR	MM	10 18 057-26
1979	390 Auto Cross Country	MM	10 18 046-26
1980	125 CR	MM	10 18 057-26
1980	250 CR/OR/WR	MN	10 18 057-26
1980	390 CR/OR/WR	MN	10 18 057-26
1980	390 Auto	MM	10 18 058-26

OWNERS MANUAL

<u>YEAR</u>	<u>MODEL</u>	<u>FRAME PREFIX</u>	<u>PART NUMBER</u>
1981-1982.....	125 CR/WR.....	CN, WN.....	10 18 070-26
1981-1982.....	250 CR/XC/WR.....	CN, WN, XN.....	10 18 070-26
1981-1982.....	420 AXC/AE.....	CN, WN.....	10 18 058-26
1981-1982.....	430 CR/XC/WR.....	CN, WN, XN.....	10 18 070-26
1982.....	500 CR.....	CN.....	10 18 070-26
1983.....	125 CR/XC/WR.....	CO, XO, WO.....	15 19 625-01
1983.....	175 XC/WR.....	XO, WO.....	15 19 625-01
1983.....	250 CR/XC/WR.....	CO, XO, WO.....	15 19 625-01
1983.....	430 WR.....	WO.....	15 19 625-01
1983.....	500 CR/XC.....	CO, XO.....	15 19 625-01
1983.....	500 TC.....	CO.....	15 19 648-01
1983.....	510 TX/TE.....	XO, WO.....	15 19 648-01
1984.....	All Models.....	CO, XO, WO.....	15 19 648-01
1984...	Two Stroke Air Cooled Supplement....	(16 pgs).....	15 19 649-01
1984...	Two Stroke Liquid Cooled Supplement....	(16 pgs).....	15 19 640-03
1985.....	All CR/XC/WRX.....	CP, XP, WP.....	15 17 800-02

WORKSHOP AND SERVICE MANUALS

<u>DESCRIPTION</u>	<u>PART NUMBER</u>
1985 Specification Poster.....	15 17 799-02
1975 and earlier-250-450 Shop Manual.....	10 17 072-26
1976 and earlier-175 Shop Manual <b>AND 125</b> .....	10 17 084-26
1980 and earlier-All Model excluding Auto- Shop Manual.....	10 18 035-26
1981-84 250-500 Primary Kick Engine Shop Manual.....	15 19 986-01
4-Stroke Shop Manual (1983 & 1985).....	15 17 778-01
4-Stroke Specification Poster.....	15 17 750-02
Auto Shop Manual (360, 390, & 420).....	10 18 032-26
Service Manual (Through 1984).....	10 17 131-26
Service Manual (1985 & Newer).....	10 17 131-46
Technical Data--400WR.....	15 17 723-02



HUSQVARNA SPECIAL TOOLS LISTALLEN WRENCHES

151965301.....T handle 5mm  
 950267106.....4mm  
 950267109.....5mm  
 950267112.....6mm

BEARING PULLER

151910701.....Blindside

BETOR SHOCK DISASSEMBLY.....151790401

CLUTCH HOLDING TOOLS

122480601.....MK,MJ, 125 all 4 speed  
 151926101.....MJ,MK

CRANKCASE MOUNTING TOOLS

151912501.....4 speed  
 151925101.....5 speed, 6 speed  
 151956401.....All engines

CRANKCASE SPLITTING TOOLS

151910901.....4 speed  
 151925701.....250,450 MK  
 151928001.....125  
 151955601.....Auto, all 125 mag  
 151981001.....All 1975-1983 250-500  
 151983701.....360 Auto, 390,420  
 151985101.....125 mag engine

DAMPING SPINDLEHOLDER ( Fork Tool)

151912201  
 151952701.....Betor

DRIFTS

151917801.....40mm  
 151917901.....44mm  
 151924801.....Piston pin 125,175  
 151924901.....Piston pin 250,360,400,390,430  
 151925001.....Piston pin 450,500  
 151958201.....Auto-161256401 installation  
 151958301.....Auto-161256501 installation  
 151958401.....Auto-161256601 installation  
 151958501.....Auto-161257101 installation  
 151958601.....Auto-161257301 installation

FORK TOOL.....see Damping Spindleholder

FLYWHEEL PULLERS (Necessary for different ignitions)

PULLER	IGNITION
122487801.....	122726401
151918001.....	161462701
151918001.....	161465101

FLYWHEEL PULLER Cont.PULLER

<u>PULLER</u>	<u>IGNITION</u>
151927601.....	161471301
151932401.....	161472501
151932401.....	161474001
151927601.....	161474301 (1979 and earlier)
151917701.....	161474301 (1980 and newer)
151932401.....	161475101
151927601.....	161475901
151932401.....	161477501
151932401.....	161478501
151917701.....	All Femsa
151927601.....	161479001
151932401.....	161479401
151932401.....	161479801
151917701.....	161510801
161528701.....	161528101

HOLDERS

151933401.....	Flywheel holding tool (External flywheel)
151984301.....	Auto, clutch hub

MOUNTING STANDS

122487701.....	MG, MI, MH
151924301.....	MJ, MK
151959101.....	250, 430, 500, Auto

OHLINS SHOCKS TOOLS

T10.....	Ohlin dual shock rebuild tool kit
T10001.....	Piston locating tool
T31000.....	Dual shock spring tool

PLUG WRENCHES ( Spark Plug)

151908101	
151934701	
161968101.....	4 stroke plug wrench
151975701.....	New Style spark plug wrench(83,84)

PULLERS

151926801.....	Clutch ring MJ, MK
151956101.....	Clutch 420 auto
151980501.....	Drive gear, all
151987901.....	Auto 360, 390

<u>SPOKE WRENCH</u> .....	151993001
---------------------------	-----------

<u>SPRING PULLER</u> .....	151984701
----------------------------	-----------

SPROCKET HOLDER

151911901.....	MH, MI, MF, MG
----------------	----------------

SWINGARM NEEDLE BEARING TOOL KIT.....151986101

TIMING PIN

151932201.....Moto plat

TIRE LEVER.....151908701

4-STROKE TOOLS

151413401 .....Puller-Rocker Arm  
 151413601 .....Drift-Valve guide removal  
 151748401 .....Sleeve-Valve spring compressor  
 151790101 (6.01 mm).....Reamer-Valve guide  
 151790201 (20.00 mm).....Reamer-connecting rod, top end  
 151790301 (12.00 mm).....Reamer-rocker arm bushing  
 151917701.....Flywheel puller (16 15 108-01 ignition)  
 161968101.....Spark plug wrench  
 161513001.....Drift-Valve guide mounting  
 161528701.....Flywheel puller (16 15 281-01 ignition)  
 151750401.....Sleeve to mount crankcases (use with 15 19 564-01)

SEAT COVERS  
FOR DIFFERENT SEATS

<u>SEAT</u>	<u>COVER</u>
15 13 528-01. . . . .	.15 13 530-01
15 13 533-01. . . . .	.15 13 535-01
15 13 540-01. . . . .	.15 13 542-01
15 13 544-01. . . . .	.15 13 542-01
15 13 546-01. . . . .	.15 13 555-01
15 13 561-01. . . . .	.15 13 563-01
15 13 570-01. . . . .	.15 13 572-01 (blue)
15 13 570-02. . . . .	.15 13 572-02 (yellow)
15 13 570-03. . . . .	.15 13 572-03 (black)
15 13 577-01. . . . .	.15 13 578-01

H/P SLIDER SEATS

00 00 820-00. . . . . .00 00 820-10 (black)  
 00 00 821-00. . . . . .00 00 821-10 (blue)  
 00 00 822-00. . . . . .Yellow (no cover avail.)

GASKET SETS

<u>YEAR</u>	<u>MODEL</u>	<u>FRAME PREFIX</u>	<u>PART NUMBER</u>
1966-1967 . . . . .	250 . . . . .	.MX . . . . .	.16 19 501-01
1967-1968 . . . . .	360 . . . . .	.MX-MF . . . . .	.16 19 505-01
1969 . . . . .	360 E SPORTSMAN . . . . .	.SG . . . . .	.16 19 506-01
1968 . . . . .	250 . . . . .	.MF . . . . .	.16 19 513-01
1969-70-71 . . . . .	400 . . . . .	.MG-MH-MI . . . . .	.16 19 524-01
1969-70-71 . . . . .	250 . . . . .	.MG-MH-MI . . . . .	.16 19 525-01
1970 . . . . .	360 . . . . .	.MG-MH-SG-SH-SI . . . . .	.16 19 532-01
1972-73-74 . . . . .	125CR-WR-SC & 175 CONVERSION . . . . .	.MJ-MK . . . . .	.16 19 568-01
1972-73 . . . . .	250 CR-WR . . . . .	.MJ-MK . . . . .	.16 19 569-01
1974 . . . . .	250 WR . . . . .	.MK . . . . .	.16 19 569-01
1972-73-74-75 . . . . .	400 CR-WR . . . . .	.MJ-MK . . . . .	.16 19 570-01
1972-73-74 . . . . .	450 CR-WR . . . . .	.MJ-MK . . . . .	.16 19 571-01
1973-1975 . . . . .	360 RT . . . . .	.SK . . . . .	.16 19 571-01
1976 . . . . .	125 CR . . . . .	.ML . . . . .	.16 19 800-01
1976-1981 . . . . .	125 REED VALVE SET . . . . .	.ML-MM-CN . . . . .	.16 19 801-01
1976-1977 . . . . .	360 AUTO . . . . .	.ML . . . . .	.16 19 802-01
1977 THRU 1980 . . . . .	125 CR-WR . . . . .	.ML-MM . . . . .	.16 19 803-01
1974 . . . . .	250 CR . . . . .	.MK . . . . .	.16 19 805-01
1975-1976 . . . . .	175 CC/360 CR-WR . . . . .	.ML . . . . .	.16 19 805-01
1975-76-77 . . . . .	250 CR-WR . . . . .	.ML . . . . .	.16 19 805-01
1977-78-79 . . . . .	390 CR-WR-OR . . . . .	.ML-MM . . . . .	.16 19 805-01
1978-1979 . . . . .	250 CR-WR-OR . . . . .	.ML-MM . . . . .	.16 19 805-01
1978 . . . . .	390 AUTO . . . . .	.ML . . . . .	.16 19 807-01
1979-1980 . . . . .	390 AUTO . . . . .	.MM-MN . . . . .	.16 19 821-01
1980 . . . . .	390-250 CR-OR-WR . . . . .	.MN . . . . .	.16 19 818-01
1981 . . . . .	250 CR-XC-WR . . . . .	.CN-WN-XN . . . . .	.16 19 818-01
1981 . . . . .	420 AUTO . . . . .	.XN . . . . .	.16 19 821-01
1981 . . . . .	430 CR-XC-WR . . . . .	.CN-WN-XN . . . . .	.16 19 668-01
1981-1982 . . . . .	125 CR-WR . . . . .	.CN-WN . . . . .	.16 19 803-01
1982 . . . . .	250 CR-XC-WR . . . . .	.CN-WN-XN . . . . .	.16 19 673-01
1982 . . . . .	430 CR-XC-WR . . . . .	.CN-WN-XN . . . . .	.16 19 668-01
1983 . . . . .	125 CR-XC-WR . . . . .	.CO-XO-WO . . . . .	.16 19 803-01
1983 . . . . .	250 CR-XC-WR . . . . .	.CO-XO-WO . . . . .	.16 19 673-01
1983 . . . . .	430 WR . . . . .	.WO . . . . .	.16 19 668-01
1983 . . . . .	500 CR-XC . . . . .	.CO-XO . . . . .	.16 19 668-01
1983 . . . . .	500 TC . . . . .	.CO . . . . .	.16 19 846-01
1983 . . . . .	510 TX/TE . . . . .	.XO, WO . . . . .	.16 19 846-01
1984 . . . . .	125 CR-XC-WR . . . . .	.CO, XO, WO . . . . .	.16 19 852-01
1984 . . . . .	250 CR . . . . .	.CO . . . . .	.16 19 851-01
1984 . . . . .	250 XC-WR . . . . .	.XO, WO . . . . .	.16 19 673-01
1984 . . . . .	500 CR-XC-WR . . . . .	.CO, XO, WO . . . . .	.16 19 668-01
1984 . . . . .	500 AE . . . . .	.WO . . . . .	.16 19 850-01
1984 . . . . .	400 WR . . . . .	.WO . . . . .	.16 19 861-01

GASKET SETS (contin

<u>YEAR</u>	<u>MODEL</u>	<u>FRAME PREFIX</u>	<u>PART NUMBER</u>
1985. . . . .	125 CR-XC . . . . .	.CP-XP. . . . .	.16 19 852-01
1985. . . . .	250 CR-XC-WR-WRX. . . . .	.CP-XP-WO-WP. . . . .	.16 19 863-01
1985. . . . .	400 WR. . . . .	.WO . . . . .	.16 19 861-01
1985. . . . .	400 WRX . . . . .	.WP . . . . .	.16 19 864-01
1985. . . . .	500 CR-XC . . . . .	.CP-XP. . . . .	.16 19 864-01
1985. . . . .	500 AE. . . . .	.WO . . . . .	.16 19 850-01
1985. . . . .	500 TC. . . . .	.CO . . . . .	.16 19 846-01
1985. . . . .	510 TX-TE . . . . .	.XO-WO. . . . .	.16 19 846-01

REED VALVE GASKET SETS

1974 THRU 1981. . . . .	250 . . . . .	. . . . .	.15 19 830-01
1975 THRU 1982. . . . .	360, 390, 430 . . . . .	. . . . .	.15 19 830-01
1976 THRU 1981. . . . .	125 . . . . .	. . . . .	.16 19 801-01
1982. . . . .	125 WR. . . . .	. . . . .	.16 19 801-01

FACTORY SHOCK SPRINGS

15 10 689-01	90mm	6.5mm	7.0	YELLOW	137
15 10 689-02	90mm	6.5mm	6.5	BLUE	160
15 10 794-01	105mm*	6.5mm	7.0	YELLOW	137
15 10 794-02	105mm*	6.5mm	6.5	BLUE	160
15 10 794-03	150mm*	7.0mm	7.5	RED	183
15 10 898-01	220mm	8.0mm	12	GRN/YEL	148
15 10 688-01	240mm	8.0mm	12	YELLOW	148
15 10 688-02	240mm	8.5mm	13.5	BLUE	166
15 10 688-03	240mm	8.0mm	14	RED	126
15 10 688-05	240mm	8.0mm	11	VIOLET	154
15 10 786-02	250mm**	8.0mm	11	BLK/BLUE	154
15 10 786-03	250mm**	8.5mm	13	BLK/RED	170

1983 ITC SHOCK SPRINGS

15 11 117-01	320mm	8.5mm	15.5	WHITE	PROGRESSIVE
15 11 054-03	340mm	8.0mm	13	WHITE	137

\*The 105mm spring is interchangeable with the 90mm Ohlins replacement spring by changing pre-load adjustment on shock.

\*\*The 250mm spring is interchangeable with the 240mm Ohlins replacement springs by changing pre-load adjustment on shock.

25.4 mm (2.54 cm) = 1 inch

All Husqvarna replacement springs are painted black with color code stripes at one end.

SINGLE SHOCK SPRINGS

<u>PART NO.</u>	<u>FREELNGTH (mm)</u>	<u>WIRE DIA.</u>	<u>#COILS</u>	<u>COLOR CODE</u>	<u>N/mm2 RATE</u>
15 11 325-01					50
15 11 325-02	(use 1-59610)				52
15 11 325-03	(alt. 59611)				54
15 11 325-04	(alt. 59612)				56

See frame J-8 for spring info.

SEE FRAME J-8 (ROW J)  
FOR MORE SPRING INFO.



**PISTON SIZE CHART**  
(STAMPED ON TOP OF PISTON)

<u>PART NUMBER</u>	<u>FITS</u>	<u>PISTON SIZE</u>	<u>PART NUMBER</u>	<u>FITS</u>	<u>PISTON SIZE</u>
16 10 376-01.	.250.	.69.43	16 11 199-01.	.125.	.54.94
16 10 376-02.	.250.	.69.68	16 11 199-02.	.125.	.55.19
16 10 376-03.	.250.	.69.93	16 11 199-03.	.125.	.55.44
16 10 376-04.	.250.	.70.18	16 11 200-01.	.125.	.54.94
16 10 376-05.	.240.	.68.68	16 11 200-02.	.125.	.55.19
16 10 378-01.	.125.	.54.94	16 11 200-03.	.125.	.55.44
16 10 378-02.	.125.	.55.19	16 11 210-01.	.250.	.69.43
16 10 378-03.	.125.	.55.44	16 11 210-02.	.250.	.69.68
16 10 556-02.	.360.	.78.67	16 11 210-03.	.250.	.69.93
16 10 556-03.	.360.	.78.92	16 11 210-04.	.250.	.70.18
16 10 556-04.	.360.	.79.17	16 11 266-01.	.175.	.64.69
16 10 556-05.	.360.	.79.42	16 11 266-02.	.175.	.64.94
16 10 558-01.	.400.	.81.42	16 11 266-03.	.175.	.65.19
16 10 558-02.	.400.	.81.92	16 11 408-02.	.360.	.81.92
16 10 558-03.	.400.	.82.42	16 11 408-03.	.360.	.82.42
16 10 581-01.	.450.	.83.92	16 11 408-04.	.360/390.	.82.92
16 10 581-02.	.450.	.84.42	16 11 408-05.	.390.	.83.42
16 10 581-03.	.450.	.84.92	16 11 408-06.	.390.	.83.92
16 10 670-01.	.125.	.54.94	16 11 435-01.	.175.	.61.94
16 10 670-02.	.125.	.55.19	16 11 435-02.	.175.	.62.19
16 10 670-03.	.125.	.55.44	16 11 435-03.	.175.	.62.44
16 10 718-01.	.360.	.81.42	16 11 435-04.	.175.	.62.69
16 10 718-02.	.360.	.81.92	16 11 517-01.	.125.	.54.94
16 10 718-03.	.360.	.82.42	16 11 517-02.	.125.	.55.19
16 10 737-01.	.175.	.63.93	16 11 517-03.	.125.	.55.44
16 10 737-02.	.175.	.64.18	16 11 781-01.	.420/430.	.85.92
16 10 737-03.	.175.	.64.43	16 11 781-02.	.420/430.	.86.42
16 10 760-01.	.250.	.69.43	16 11 781-03.	.420/430.	.86.92
16 10 760-02.	.250.	.69.68	16 14 520-01.	.125/'84.	.54.94
16 10 760-03.	.250.	.69.93	16 14 520-02.	.125/'84.	.55.19
16 10 760-04.	.250.	.70.18	16 14 520-03.	.125/'84.	.55.44
16 10 829-01.	.250.	.69.43	16 14 549-01.	.250CR/'84.	.69.44
16 10 829-02.	.250.	.69.68	16 14 549-02.	.250CR/'84.	.69.69
16 10 829-03.	.250.	.69.93	16 14 549-03.	.250CR/'84.	.69.94
16 10 829-04.	.250.	.70.18	16 14 549-04.	.250CR/'84.	.70.19
16 10 857-04.	.360.	.79.17	16 14 578-01.	.400WR/'84.	.82.42
16 11 194-01.	.500.	.85.92	16 14 578-02.	.400WR/'84.	.82.92
16 11 194-02.	.500.	.86.42	16 14 578-03.	.400WR/'84.	.83.42
16 11 194-03.	.500.	.86.92			

K-10.1

PISTON SIZE CHART (cont'd)

(STAMPED ON TOP OF PISTON)

<u>PART NUMBER</u>	<u>FITS</u>	<u>PISTON SIZE</u>
16 14 492-01. . . .	.250CR & XC/'85. . . .	.69.44
16 14 492-02. . . .	.250CR & XC/'85. . . .	.69.69
16 14 492-03. . . .	.250CR & XC/'85. . . .	.69.94
16 14 492-04. . . .	.250CR & XC/'85. . . .	.70.19
16 14 487-01. . . .	.500CR & XC/'85. . . .	.85.92
16 14 487-02. . . .	.500CR & XC/'85. . . .	.86.42
16 14 487-03. . . .	.500CR & XC/'85. . . .	.86.92
16 15 065-01. . . .	.500 4-stk . . . . .	.89.94
16 15 065-02. . . .	.500 4-stk . . . . .	.90.44
16 15 070-01. . . .	.510 4 stk . . . . .	.91.44
16 15 070-02. . . .	.510 4-stk . . . . .	

CARBURETOR SPARE PARTS GUIDE

MIKUNI

MIKUNI  
MAIN JETS

TO FIT: 36mm, 38mm, 40mm & 44mm & 38mm Flat Slide

<u>SIZE</u>	<u>PART NUMBER</u>	<u>ALTERNATE</u>
250.	.1000-25000	
260.	.1000-26000	
270.	.1000-27000	
280.	.1000-28000	
290.	.1000-29000	
300.	.1000-30000	
310.	.1000-31000	
320.	.1000-32000	
330.	.1000-33000	
340.	.16 13 682-01	
350.	.16 13 683-01	.1000-35000
360.	.16 13 684-01	.1000-36000
370.	.16 13 685-01	.1000-37000
380.	.16 13 686-01	.1000-38000
390.	.16 13 556-01	
400.	.16 13 557-01	
410.	.16 13 558-01	
420.	.16 13 559-01	
430.	.16 13 560-01	
440.	.16 13 561-01	
450.	.16 13 562-01	
460.	.16 13 563-01	
470.	.16 13 641-01	.1000-47000
480.	.16 13 694-01	.1000-48000
490.	.16 13 695-01	
500.	.16 13 696-01	.1000-50000
530.	.16 13 697-01	
560.	.16 13 698-01	

MIKUNI  
PILOT JETS  
(IDLE)

TO FIT: 36mm, 38mm, 40mm & 44mm & 38mm Flat Slide

<u>SIZE</u>	<u>PART NUMBER</u>
25.	.1000-02500
30.	.1000-02510
35.	.16 13 544-01
40.	.16 13 545-01
45.	.16 13 546-01
50.	.16 13 547-01
55.	.16 13 548-01
60.	.1000-02511

K-12

MIKUNI

MIKUNI  
NEEDLE JETS

TO FIT: 36mm

(159 SERIES)

<u>SIZE</u>	<u>PART NUMBER</u>
Q6. . . . .	.16 13 788-01
Q8. . . . .	.16 13 789-01
R0. . . . .	.16 13 790-01
R2. . . . .	.16 13 791-01
R4. . . . .	.16 13 792-01

MIKUNI  
NEEDLE JETS

TO FIT: 38mm

(166 SERIES)

<u>SIZE</u>	<u>PART NUMBER</u>	<u>ALTERNATE</u>
Q4. . . . .	.16 13 549-01	
Q5. . . . .	.16 13 550-01	
Q6. . . . .	.16 13 551-01	
Q8. . . . .	.16 13 552-01	
R0. . . . .	.16 13 553-01	
R2. . . . .	.16 13 554-01	
R4. . . . .	.16 13 555-01	
R5. . . . .	.1000-01700	
R6. . . . .	.16 13 642-01. . . . .	.1000-01800
R8. . . . .	.16 13 699-01 . . . . .	.1000-01900
P8. . . . .	.16 13 700-01	
P6. . . . .	.16 13 700-06	

MIKUNI  
NEEDLE JETS

TO FIT: 40mm and 44mm

(224 SERIES)

<u>SIZE</u>	<u>PART NUMBER</u>
Z0. . . . .	.16 13 668-01
Z5. . . . .	.16 13 <del>669</del> -01
AA0. . . . .	.16 13 670-01
AA5. . . . .	.16 13 671-01
BB0. . . . .	.16 13 672-01
BB5. . . . .	.16 13 673-01
CC0. . . . .	.16 13 674-01
CC5. . . . .	.16 13 675-01

MIKUNI  
NEEDLE JETS

TO FIT: 38mm Flat Slide

(389 SERIES)

<u>SIZE</u>	<u>PART NUMBER</u>
Q2. . . . .	.16 13 728-01
Q3. . . . .	.16 13 729-01
Q4. . . . .	.16 13 730-01
Q6. . . . .	.16 13 731-01
Q8. . . . .	.16 13 732-01
R0. . . . .	.16 13 733-01

K-13

MIKUNI  
SLIDES

TO FIT: 36mm

(159 SERIES)

SIZE

PART NUMBER

ALTERNATE

1.5. . . . .	.16 13 784-01	
2.0. . . . .	.16 13 785-01	
2.5. . . . .	.16 13 786-01	

MIKUNI  
SLIDES

TO FIT: 38mm

(166 SERIES)

SIZE

PART NUMBER

1.5. . . . .	.1000-01500	
2.0. . . . .	.16 13 575-01	
2.5. . . . .	.16 13 576-01	
3.0. . . . .	.16 13 577-01	

MIKUNI  
SLIDES

TO FIT: 40mm and 44mm

(224 SERIES)

SIZE

PART NUMBER

1.5. . . . .	16 13 677-01	
2.0. . . . .	16 13 678-01	
2.5. . . . .	16 13 679-01	
3.0. . . . .	16 13 680-01	

MIKUNI  
SLIDES

TO FIT: 38mm Flat Slide

(389 SERIES)

SIZE

PART NUMBER

3.0. . . . .	16 13 737-01	
4.0. . . . .	16 13 736-01	
5.0. . . . .	16 13 735-01	
6.0. . . . .	16 13 734-01	

MIKUNI  
NEEDLES (NON FACTORY)

SIZE

6DH04 (166 series) . . . .	16 13 579-03
7F7 (224 series) . . . .	16 13 681-03
6F18 (166 series). . . .	16 13 693-18
6FJ41 (389 series) . . . .	16 13 747-03

FRAME AND ENGINE NUMBER  
IDENTIFICATION CHART

<u>YEAR</u>	<u>SIZE</u>	<u>VALID FROM</u> <u>FRAME NUMBER</u>	<u>ENGINE NUMBER</u> <u>PREFIX</u>
1972.	.125 CR, WR.	.MJ-0001.	.2022
1973.	.125 CR.	.MK-0001.	.2022
1973.	.125 WR.	.MK-0001.	.2027
1974.	.125 CR.	.MK-10500	.2035
1974.	.125 SC.	.MK-10500	.2036
1976.	.125 CR GP	.ML-0001.	.2039
1977.	.125 CR GP	.ML-16000	.2040
1978.	.125 CR.	.ML-22000	.2040
1979.	.125 CR, WR.	.ML-31000	.2040
1980.	.125 CR.	.MN-1001.	.2040
1981.	.125 CR.	.CN-1001.	.2040
1982.	.125 CR.	.CN-11000	.2040
1982.	.125 WR.	.WN-11000	.2069
1982.	.125 XC.	.XN-11000	.2040
1983.	.125 CR.	.CO-00001	.2093
1983.	.125 WR.	.WO-00001	.2093
1983.	.125 XC.	.XO-00001	.2093
1974.	.175 WR.	.MK-	.2036
1975-76	.175 GP.	.ML-00001	.2041
1983.	.175 WR.	.WO-00001	.2064
1983.	.175 XC.	.XO-00001	.2064
1966-67	.250	.MX-	----
1968.	.250	.MF-	----
1968.	.250 T	-----	----
1969.	.250	.MG-0001.	----
1970.	.250	.MH-	----
1971.	.250	.MI-	----
1972.	.250 CR.	.MJ-0001.	.2018
1972.	.250 WR.	.MJ-0001.	.2019
1973.	.250 RT.	.SK-0001.	.2026
1973.	.250 CR.	.MK-00001	.2028
1973.	.250 WR.	.MK-00001	.2032
1974.	.250 CR.	.MK-10500	.2033
1974.	.250 WR.	.MK-10500	.2037
1975.	.250 CR GP	.ML-0001.	.2042
1975.	.250 WR.	.MK-10500	.2043



FRAME AND ENGINE NUMBER  
IDENTIFICATION CHART CONTINUED

<u>YEAR</u>	<u>SIZE</u>	<u>VALID FROM</u> <u>FRAME NUMBER</u>	<u>ENGINE NUMBER</u> <u>PREFIX</u>
1976.	.250 CR.	.ML-6000.	.2042
1976.	.250 WR.	.ML-6000.	.2051
1977.	.250 CR.	.ML-16000	.2059
1977.	.250 WR.	.ML-16000	.2060
1978.	.250 CR.	.ML-22000	.2065
1978.	.250 WR.	.ML-22000	.2066
1978.	.250 OR.	.ML-22000	.2066
1979.	.250 CR.	.MM-00001	.2065
1979.	.250 WR.	.MM-00001	.2066
1979.	.250 OR.	.MM-00001	.----
1980.	.250 CR.	.MN-1001.	.2081
1980.	.250 WR.	.MN-1001.	.2083
1980.	.250 OR.	.MN-1001.	.2080
1981.	.250 CR.	.CN-1001.	.2079
1981.	.250 WR.	.WN-1001.	.2083
1981.	.250 XC.	.XN-1001.	.2081
1982.	.250 CR.	.CN-11000	.2088
1982.	.250 WR.	.WN-11000	.2089
1982.	.250 XC.	.XN-11000	.2089
1982.	.250 MP.	.AM-0001.	.2087
1983.	.250 CR.	.CO-00001	.2088
1983.	.250 WR.	.WO-00001	.2089
1983.	.250 XC.	.XO-00001	.2089
1967.	.360	.MX-	.----
1968.	.360	.MF-	.----
1969.	.360 C	.SG-	.----
1970.	.360	.SH-0001.	.----
1970.	.360	.MH-0001.	.----
1971.	.360	.MI-0001.	.----
1971.	.360	.SI-0001.	.----
1973.	.360 RT.	.SK-0001.	.2023
1975.	.360 CR GP	.ML-0001.	.2045
1976.	.360 CR.	.ML-6000.	.2055
1976.	.360 WR.	.ML-6000.	.2052
1976.	.360 Auto.	.ML-6000.	.2053
1977.	.360 WR.	.ML-15000	.2052
1977.	.360 Auto.	.ML-16000	.2053
1977.	.390 CR.	.ML-16000	.2061
1978.	.390 CR.	.ML-22000	.2061
1978.	.390 WR.	.ML-22000	.2062
1978.	.390 OR.	.ML-	.2067
1978.	.390 AMX	.ML-22000	.2070

FRAME AND ENGINE NUMBER  
IDENTIFICATION CHART CONTINUED

<u>YEAR</u>	<u>SIZE</u>	<u>VALID FROM</u> <u>FRAME NUMBER</u>	<u>ENGINE NUMBER</u> <u>PREFIX</u>
1979.	.390 CR.	.MM-00001	.2061
1979.	.390 WR.	.MM-00001	.2062
1979.	.390 OR.	.MM-00001	.2067
1979.	.390 ACC	.MM-00001	----
1980.	.390 CR.	.MN-1001.	.2080
1980.	.390 WR.	.MN-1001.	.2084
1980.	.390 OR.	.MN-1001.	.2080
1980.	.390 ACC	.MM-1001.	.2077
1969.	.400	.MG-0001.	----
1970.	.400	.MH-0001.	----
1971.	.400	.MI-0001.	----
1972.	.400 CR.	.MJ-0001.	.2025
1973.	.400 CR.	.MK-00001	.2030
1974.	.400 CR.	.MK-10500	.2030
1974.	.400 WR.	.MK-10500	.2038
1975.	.400 WR.	.MK-19500	.2048
1981-82	.420 AE.	.WN-1001.	.2085
1981-82	.420 AXC	.CN-1001.	.2085
1981.	.430 CR.	.CN-1001.	.2086
1981.	.430 WR.	.WN-1001.	.2087
1981.	.430 XC.	.XN-1001.	.2087
1982.	.430 CR.	.CN-11000	.2086
1982.	.430 WR.	.WN-11000	.2087
1982.	.430 XC.	.XN-11000	.2087
1983.	.430 WR.	.WO-00001	.2087
1972.	.450 CR.	.MJ-0001.	----
1972.	.450 WR.	.MJ-0001.	----
1973.	.450 CR.	.MK-00001	.2021
1973.	.450 WR.	.MK-00001	.2024
1974.	.450 CR.	.MK-10500	.2034
1974.	.450 WR.	.MK-10500	.2031
1975.	.460	.MK-	.2034
1982.	.500 CR.	.CN-19001	.2094
1983.	.500 CR.	.CO-1001.	.2094
1983.	.500 XC.	.XO-1001.	.2094
1983.	.500 TC.	.CO-10001	.2095
1983.	.510 TE.	.WO-10001	.2095
1983.	.510 TX.	.XO-10001	.2095